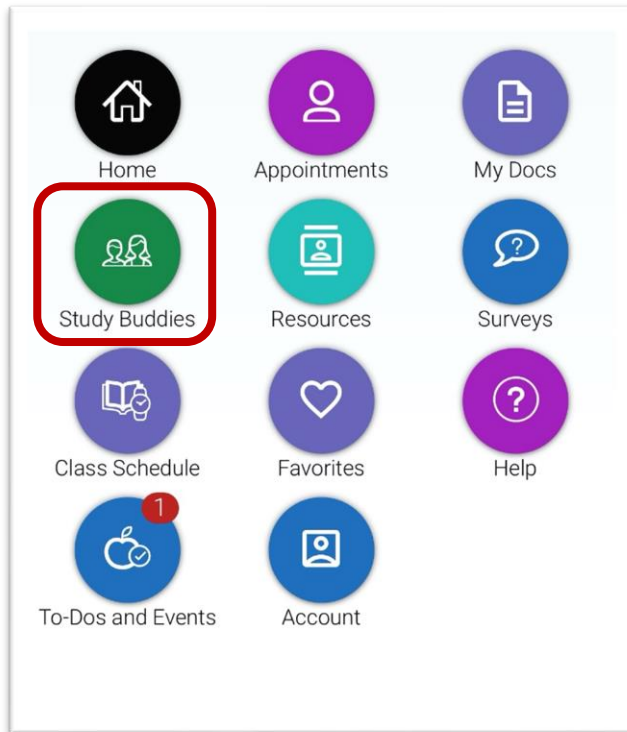


SmartGuidance Navigate360: Study Buddies

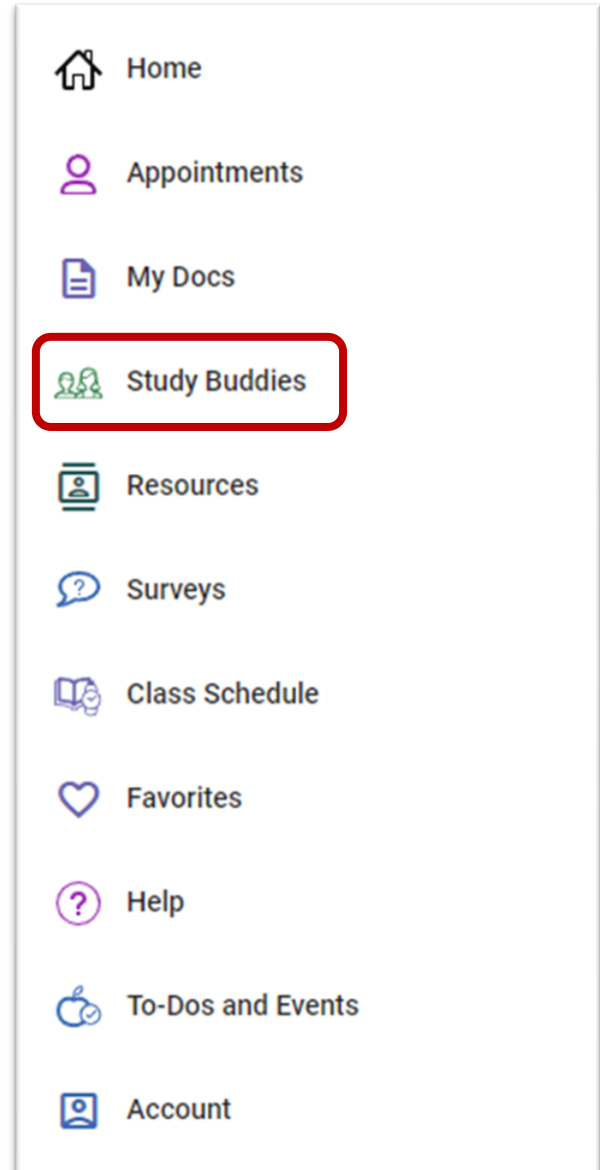
Study Buddies easily allows students to connect with other students in class sections who are interested in studying together outside of class.

1. Access Study Buddies

- Download the Navigate Student app in your app store
- Log-in using your ETSU username (without the @etsu.edu) and password used for GoldLink
- Click the *Study Buddies* icon in the app or the tab on the left side of the desktop site
- Screen will load with a list of classes a student is actively enrolled in



MOBILE



DESKTOP

SmartGuidance Navigate360: Study Buddies

Study Buddies easily allows students to connect with other students in class sections who are interested in studying together outside of class.

2. Join a Study Buddies Group

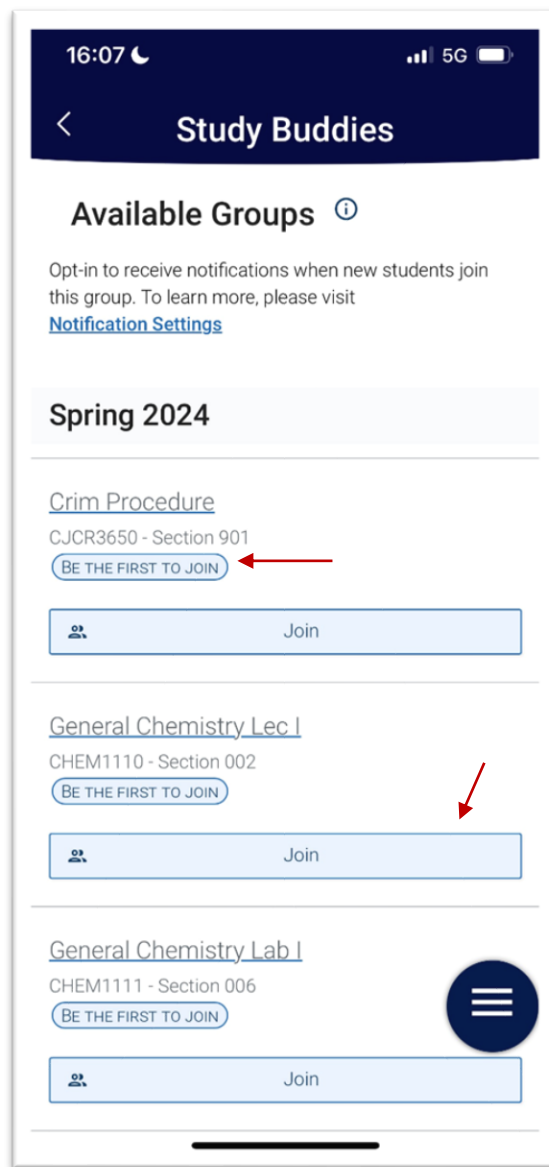
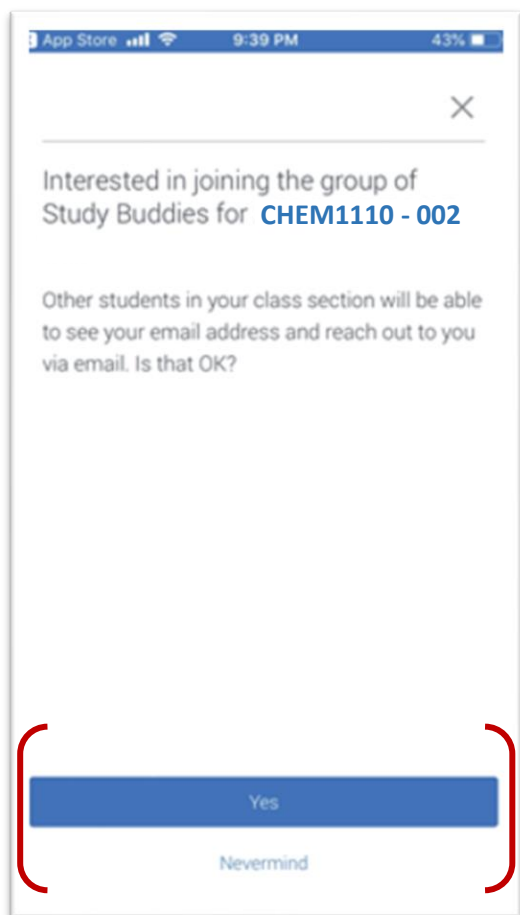
- Select the *Course/course section* a student wishes to join a study group for

NOTE: Each section shows how many buddies are in the group and if the student has already joined the group

- After joining a group, the student will be prompted to confirm they are opting in to sharing their student email with other students in the group

- Select *Yes*

NOTE: Selecting *Nevermind* will not allow students to see each other's name or email. If a student is the first to opt in, **ONLY ME** shows. Student will receive the message, *Once more people join, you'll be able to email them.*



- After opting in, select other students to email to start a study group. The *Quick Search* is available to search for particular classmates who have opted into Study Buddies for the course/course section

SmartGuidance Navigate360: Study Buddies

Study Buddies easily allows students to connect with other students in class sections who are interested in studying together outside of class.

- After choosing a list of classmates to form a study group with, your email app will open (make sure to have Outlook as the default mail app)
- A pre-populated subject and body email will open, but can be changed
 - **NOTE:** The auto-populated content of the email reads: *Hey! Would you be interested in studying together for SECTION_NAME?*

3. Leave a Study Buddies Group

- Students can leave a section's Study Buddies group at any time
- Select *Leave Group*
- Will be prompted to confirm leaving with the message *Are you sure?*
- Select *Yes* or *No*

