

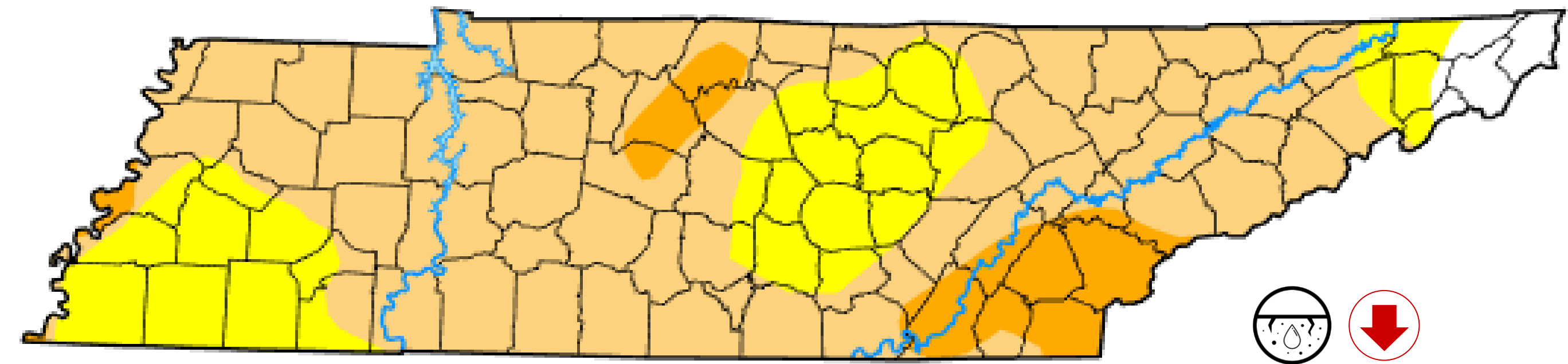
Tennessee Drought Update


For the assessment period ending November 8th, 2022


Statewide Condition Summary

This Week's Drought Monitor of Tennessee Map

From the US Drought Monitor, authored by Brian Fuchs, National Drought Mitigation Center with input from the Tennessee Climate Office



 With the northwestern counties receiving rain over the last drought monitoring period (Tuesday to Tuesday), there were some areas of one class improvement. There was not enough rainfall across other parts of West and Middle Tennessee to see improved conditions.

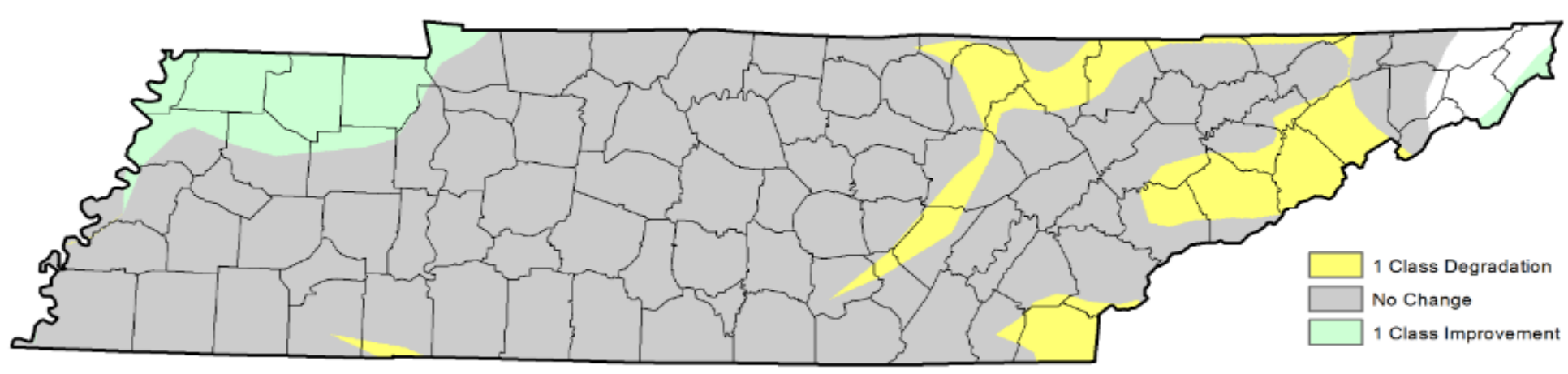
 The drying pattern continued in East Tennessee with parts of more than 20 counties moving from Abnormally Dry to Moderate Drought conditions. Wildfire potential has increased in this area as well.

What's Changed? Most of the state received some rain over the last drought monitoring period (Tuesday to Tuesday), allowing for some one class improvements in parts of both East and West Tennessee. With the lack of rain along the Cumberland Plateau and parts of the Appalachian Mountains, there were several areas of one class degradation from Abnormally Dry (D0) to Moderate Drought (D1).

What's New? Drought conditions expanded in the Cumberland Plateau and parts of East Tennessee near the NC and GA borders. With rain in northwestern Tennessee there was some one class improvements from Severe Drought (D2) to Moderate Drought (D1).

What's Next? With rain and cooler temperatures expected in most of the state, drought improvement is expected in the coming week although drought conditions will persist in many areas across the state. With Tropical Storm Nicole impacting East Tennessee, there should be additional improvements in drought conditions. Cool temperatures and some winter weather are expected across the state but will likely have minimal impact on drought conditions.

Change Since Last Week




A product of the Tennessee Climate Office
www.etsu.edu/tn-climate



Statewide Coverage By Category

Category	Coverage This Week	Change Since Last Week
D0: Abnormally Dry	97.60%	-0.31%
D1: Moderate Drought	74.52%	+8.71%
D2: Severe Drought	8.93%	-5.58%
D3: Extreme Drought	0.00%	0.00%
D4: Exceptional Drought	0.00%	0.00%

Icon Library



No Precipitation




Increasing drought conditions



Rivers and Streams



Precipitation




Temperatures



Improvement



A mixture of improving and worsening conditions



No Change



Worsening conditions



Hurricane/Tropical storm