

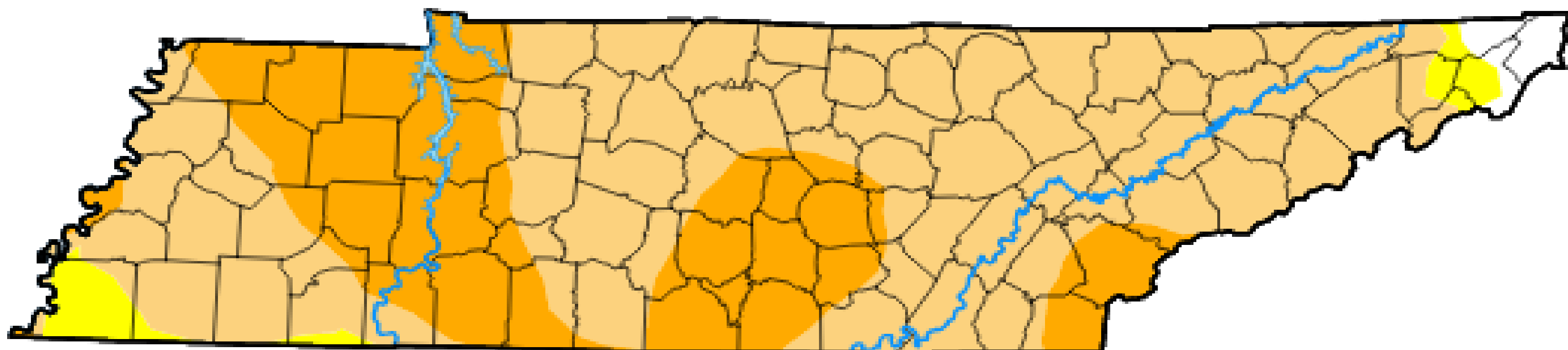
# Tennessee Drought Update

For the assessment period ending November 29th, 2022


## Statewide Condition Summary

### This Week's Drought Monitor of Tennessee Map

From the US Drought Monitor, authored by David Simeral, Western Regional Climate Center with input from the Tennessee Climate Office



West and Middle Tennessee counties received little to no rain over the last drought monitoring period (Tuesday to Tuesday), resulting in some areas of one class degradation.



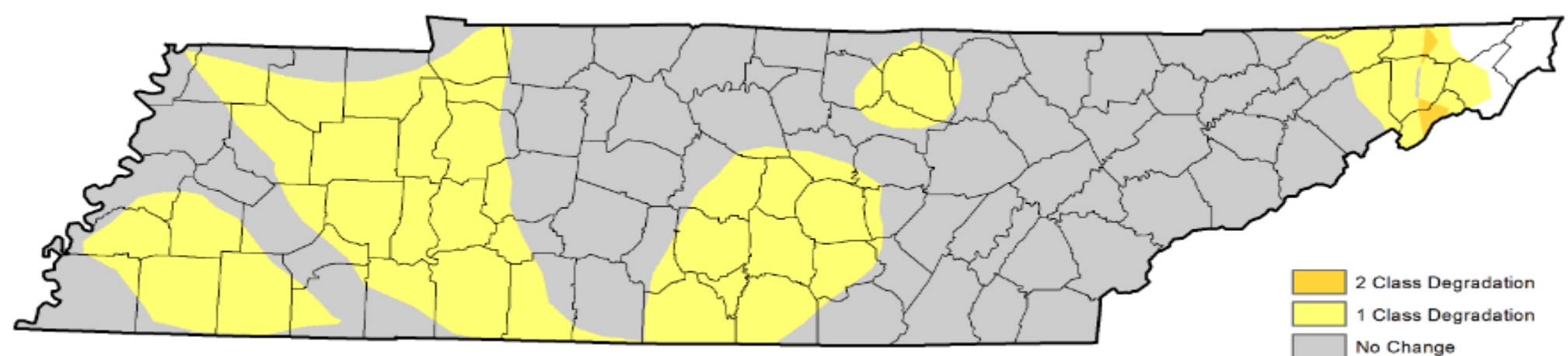
With below average rainfall amounts for the season there was some one class and even two class degradation in East Tennessee

**What's Changed?** With most of the state receiving below average rainfall over the last drought monitoring period (Tuesday to Tuesday), there were some areas of one class degradation in parts of both West Tennessee and the Cumberland Plateau. Abnormally Dry and Moderate Drought conditions expanded in northeast Tennessee.

**What's New?** Drought conditions expanded throughout the state with the biggest change occurring in West Tennessee and in the Cumberland Plateau, with Severe Drought reintroduced across a large area. There were also minor expansions of drought conditions in northeast Tennessee.

**What's Next?** Heavy rains impacted Middle and East Tennessee earlier this week (at the start of the next drought monitoring period), and with more rain and cooler temperatures expected in most of the state, drought improvement is expected in the coming week. However, drought conditions will persist in many areas across the state.

### Change Since Last Week



2 Class Degradation  
1 Class Degradation  
No Change

### Statewide Coverage By Category

Category	Coverage This Week	Change Since Last Week
D0: Abnormally Dry	98.43%	+1.26%
D1: Moderate Drought	95.33%	+7.79%
D2: Severe Drought	30.53%	+25.51%
D3: Extreme Drought	0.00%	0.00%
D4: Exceptional Drought	0.00%	0.00%

A product of the Tennessee Climate Office

[www.etsu.edu/tn-climate](http://www.etsu.edu/tn-climate)



# Icon Library



No Precipitation




Increasing drought conditions



Rivers and Streams



Precipitation




Temperatures



Improvement



A mixture of improving and worsening conditions



No Change



Worsening conditions



Hurricane/Tropical storm