

# Tennessee Drought Update

For the assessment period ending December 13, 2022

# Statewide Condition Summary

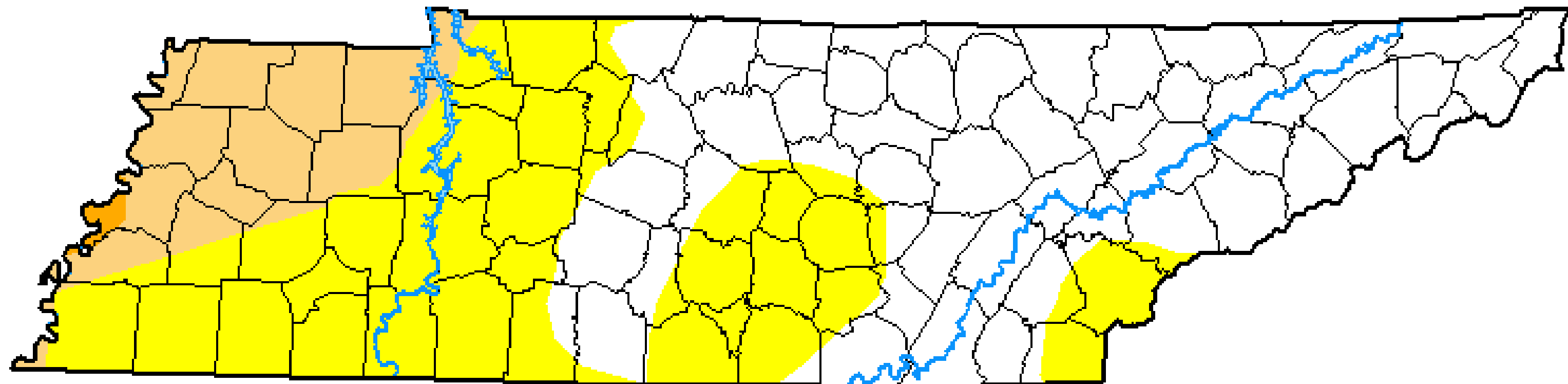
## This Week's Drought Monitor of Tennessee Map

From the US Drought Monitor, authored by Curtis Riganti, National Drought Mitigation Center with input from the Tennessee Climate Office


**What's Changed?** For a second straight week most of the state received average to above average rainfall over the last drought monitoring period (Tuesday to Tuesday). There were large areas of one category improvements throughout the state including all of East Tennessee, the Cumberland Plateau, Middle Tennessee, and most of West Tennessee.

**What's New?** Drought conditions improved drastically throughout the state with most of East Tennessee and parts of Middle Tennessee no longer in drought. Severe Drought and Moderate Drought were reduced to only a small portion in the counties of northwest Tennessee.

**What's Next?** Heavy rains impacted Middle and East Tennessee earlier this week (at the start of the next drought monitoring period), and with more rain expected in most of the state, drought improvement will continue in the coming week. However, drought conditions may persist in northwest Tennessee.



Most areas of Middle and some areas of West Tennessee recorded above normal rainfall over the last drought monitoring period (Tuesday to Tuesday), resulting in one class improvements.

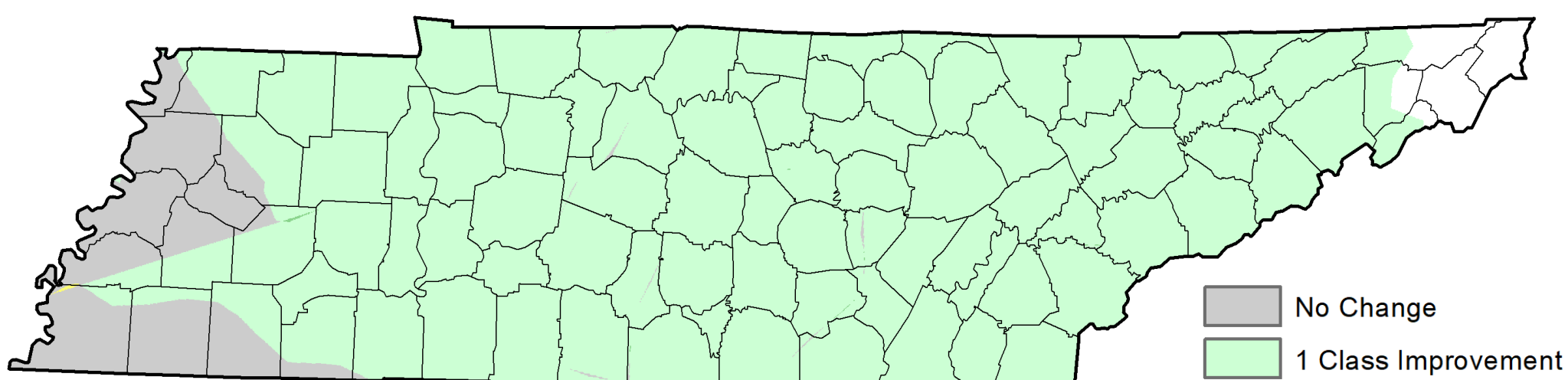


East Tennessee recorded above normal precipitation, resulting in one class improvements with much of the region no longer in drought.

## Statewide Coverage By Category

Category	Coverage This Week	Change Since Last Week
D0: Abnormally Dry	50.89%	-46.54%
D1: Moderate Drought	13.00%	-33.70%
D2: Severe Drought	0.35%	-7.17%
D3: Extreme Drought	0.00%	0.00%
D4: Exceptional Drought	0.00%	0.00%

## Change Since Last Week



No Change  
 1 Class Improvement

A product of the Tennessee Climate Office  
[www.etsu.edu/tn-climate](http://www.etsu.edu/tn-climate)



# Icon Library



No Precipitation




Increasing drought conditions



Rivers and Streams



Precipitation




Temperatures



Improvement



A mixture of improving and worsening conditions



No Change



Worsening conditions



Hurricane/Tropical storm