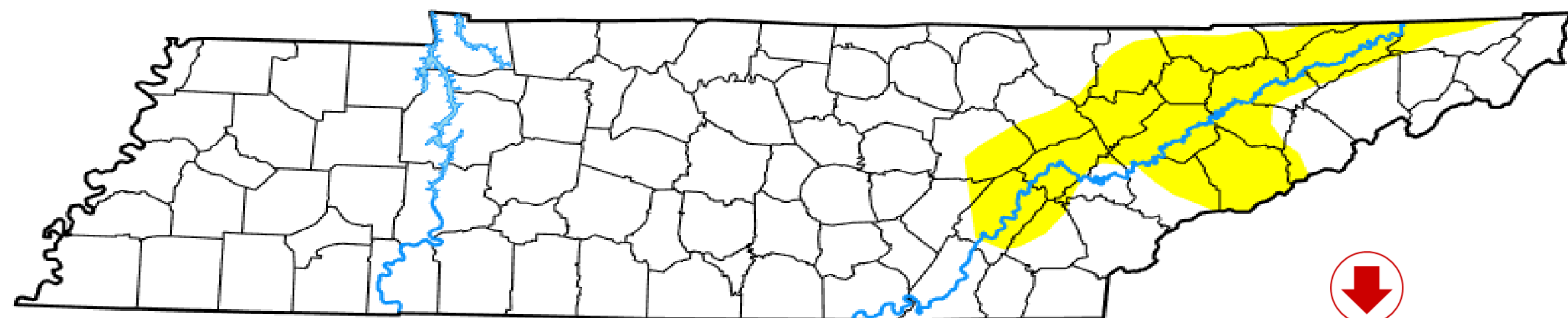


# Tennessee Drought Update

For the assessment period ending May 16, 2023

## This Week's Drought Monitor of Tennessee Map

From the US Drought Monitor, authored by Brad Rippey, U.S. Department of Agriculture with input from the Tennessee Climate Office

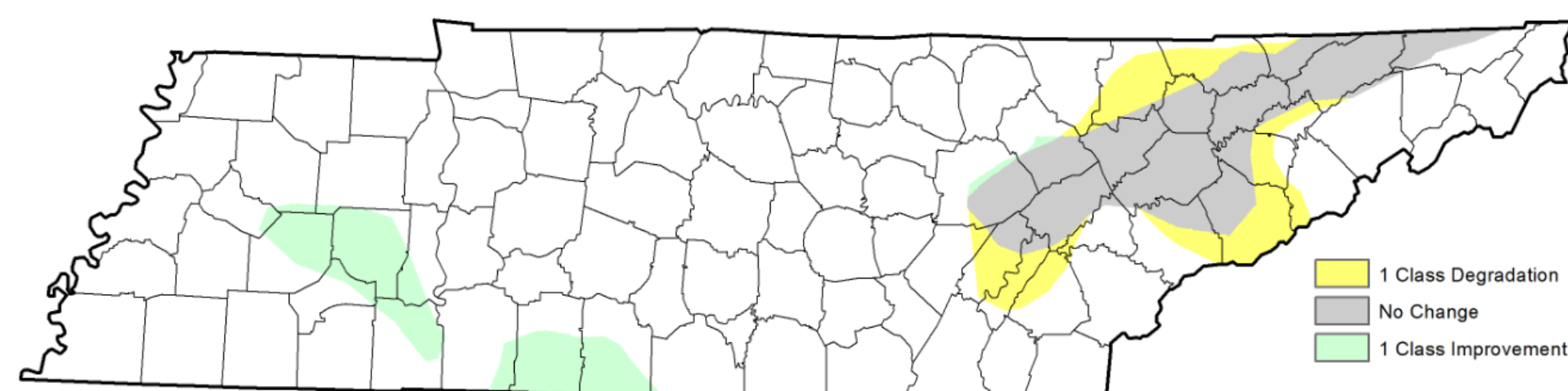


Conditions in East Tennessee have worsened, causing Abnormally Dry (D0) conditions to expand in East Tennessee.



Conditions in West and Middle Tennessee have improved, removing any drought consideration in this week's drought monitoring period (Tuesday to Tuesday)

### Change Since Last Week



1 Class Degradation  
 No Change  
 1 Class Improvement

A product of the Tennessee Climate Office

[www.etsu.edu/tn-climate](http://www.etsu.edu/tn-climate)



# Statewide Condition Summary

**What's Changed?** With heavy rains in West and Middle Tennessee there was a 1 category improvement, clearing D0 in those regions in this week's drought monitoring period (Tuesday to Tuesday). For East Tennessee, conditions remained drier than normal for many areas causing abnormally dry (D0) conditions to extend further. In total for the state there was a slight decrease in the area covered by D0 this week compared to last week.

**What's New?** With variable rainfall amounts and warmer temperatures, both D0 areas were removed for West and Middle Tennessee while being extended in East Tennessee and the Cumberland Plateau.

**What's Next?** Light to moderate rain is expected in the remainder of this week's drought monitoring period, with the highest rainfall totals expected in West TN. Normal to slightly warmer than normal temperatures are also forecasted for this weeks drought monitoring period (Tuesday to Tuesday). Conditions are expected to remain steady although further degradation is possible in some areas of East Tennessee.

## Statewide Coverage By Category

Category	Coverage This Week	Change Since Last Week
D0: Abnormally Dry	14.34%	-0.28%
D1: Moderate Drought	0.00%	0.00%
D2: Severe Drought	0.00%	0.00%
D3: Extreme Drought	0.00%	0.00%
D4: Exceptional Drought	0.00%	0.00%

# Icon Library



No Precipitation




Increasing drought conditions



Rivers and Streams



Precipitation



Temperatures



Improvement



A mixture of improving and worsening conditions



No Change



Worsening conditions



Hurricane/Tropical storm