

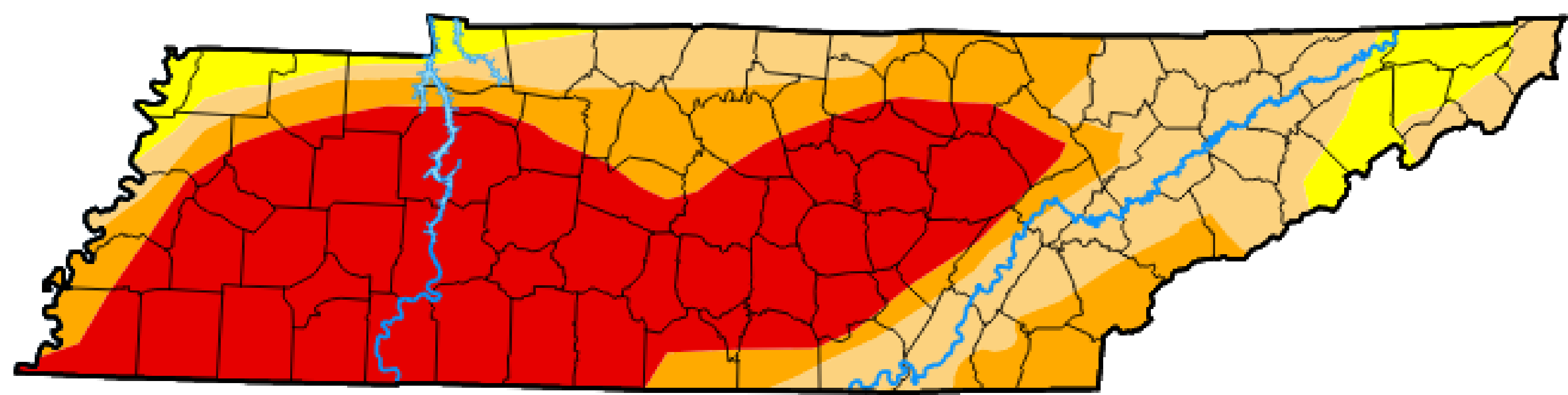
# Tennessee Drought Update


For the assessment period ending December 26th, 2023


## Statewide Condition Summary

### This Week's Drought Monitor of Tennessee Map

From the US Drought Monitor, authored by Rocky Bilotta, NOAA/NCEI with input from the Tennessee Climate Office



 Little to no rain across West and Middle TN, resulting in D3 expansion

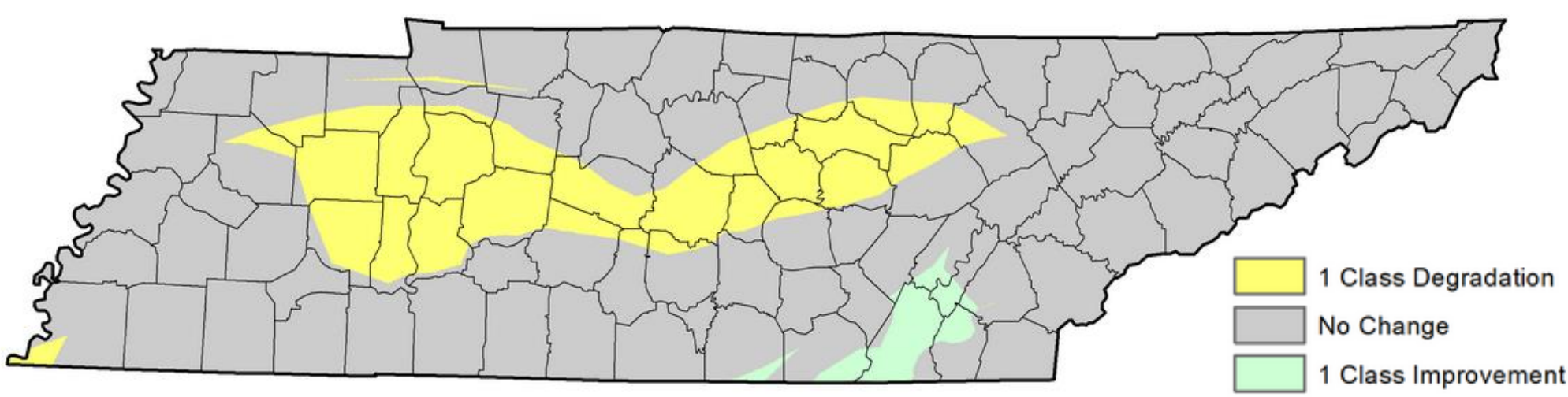
 Recent rainfall leading to 1 category improvement in and around the Chattanooga area

**What's Changed?** Chattanooga and some surrounding locations received 1" or more of rain over the last monitoring period (Tuesday to Tuesday), resulting in improvement from Severe Drought to Moderate Drought. West and Middle Tennessee missed out on significant rainfall, resulting in a northward expansion of Extreme Drought.

**What's New?** Extreme Drought (D3) was again extended in West and Middle Tennessee with over 45% of the state in Extreme Drought (a >17% increase from last week). The Chattanooga area improved to Moderate Drought (D1) – the first time this area has not been in Severe Drought (D2) or worse since September.

**What's Next?** Over the next week, forecasts show minimal rainfall potential of less than 0.1" across Tennessee. This may result in widespread degradation with Exceptional Drought (D4) possible in southern Middle Tennessee.

### Change Since Last Week




A product of the Tennessee Climate Office  
[www.etsu.edu/tn-climate](http://www.etsu.edu/tn-climate)



### Statewide Coverage By Category

| Category                | Coverage This Week | Change Since Last Week |
|-------------------------|--------------------|------------------------|
| D0: Abnormally Dry      | 6.78%              | 0.00%                  |
| D1: Moderate Drought    | 25.31%             | +2.10%                 |
| D2: Severe Drought      | 21.16%             | -19.8%                 |
| D3: Extreme Drought     | 46.75%             | +17.70%                |
| D4: Exceptional Drought | 0.00%              | 0.00%                  |

# Icon Library



No Precipitation




Increasing drought conditions



Rivers and Streams




Precipitation




Temperatures



Improvement



A mixture of improving and worsening conditions



No Change



Worsening conditions



Hurricane/Tropical storm

5 Class Degradation

4 Class Degradation

3 Class Degradation

2 Class Degradation

1 Class Degradation

No Change

1 Class Improvement

2 Class Improvement

3 Class Improvement

4 Class Improvement

5 Class Improvement