

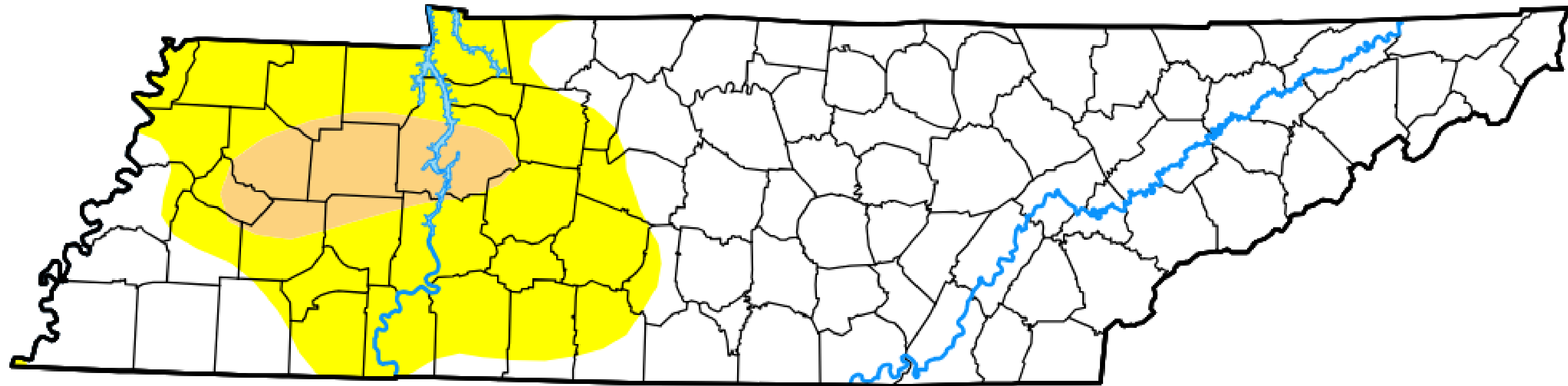
Tennessee Drought Update

For the assessment period ending March 26th, 2024

Statewide Condition Summary

This Week's Drought Monitor of Tennessee Map

From the US Drought Monitor, authored by Brad Rippey, USDA with input from the Tennessee Climate Office



What's Changed? Tennessee saw another round of rain over the past week, with the highest totals of ~3 inches falling over Middle and West Tennessee near the Alabama and Mississippi borders. This brought some much-needed rain to these areas, which improved conditions from D1 and D0 to D0 and normal conditions. However, conditions in northwest Tennessee are in a holding pattern or slightly worsening. East Tennessee and the Cumberland Plateau are still holding with normal conditions despite soil moisture showing decreases this week. Streamflow rates are dropping across the northern half of the state, especially near the Kentucky border.

What's New? Large areas of D1 and D0 have improved to normal conditions across the southern and south-central regions of Tennessee. D0 conditions have expanded in Stewart and Montgomery counties.

What's Next? Over the next 7 days, forecasts are showing some rain moving across Tennessee; however, the majority of precipitation is predicted to fall over East Tennessee and the Cumberland Plateau. Conditions in West Tennessee may worsen or stay unchanged in the next week.

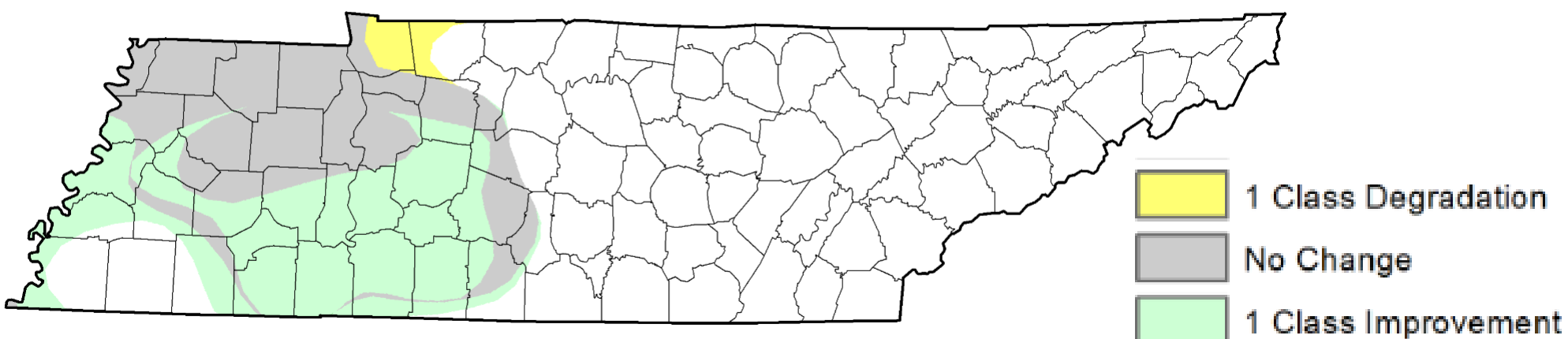
↑ Recent rainfall has improved conditions across Middle and West Tennessee

↓ D0 conditions expanded along the TN-KY border in Middle Tennessee

Statewide Coverage By Category

Category	Coverage This Week	Change Since Last Week
D0: Abnormally Dry	25.82%	+10.04%
D1: Moderate Drought	5.86%	-13.52%
D2: Severe Drought	0%	0%
D3: Extreme Drought	0%	0%
D4: Exceptional Drought	0%	0%


Change Since Last Week



A product of the Tennessee Climate Office
www.etsu.edu/tn-climate



Icon Library



No Precipitation




Increasing drought conditions



Rivers and Streams



Precipitation




Temperatures



Improvement



A mixture of improving and worsening conditions



No Change



Worsening conditions



Hurricane/Tropical storm

5 Class Degradation

4 Class Degradation

3 Class Degradation

2 Class Degradation

1 Class Degradation

No Change

1 Class Improvement

2 Class Improvement

3 Class Improvement

4 Class Improvement

5 Class Improvement