

Tennessee Drought Update

For the assessment period ending September 17th, 2024

Statewide Condition Summary

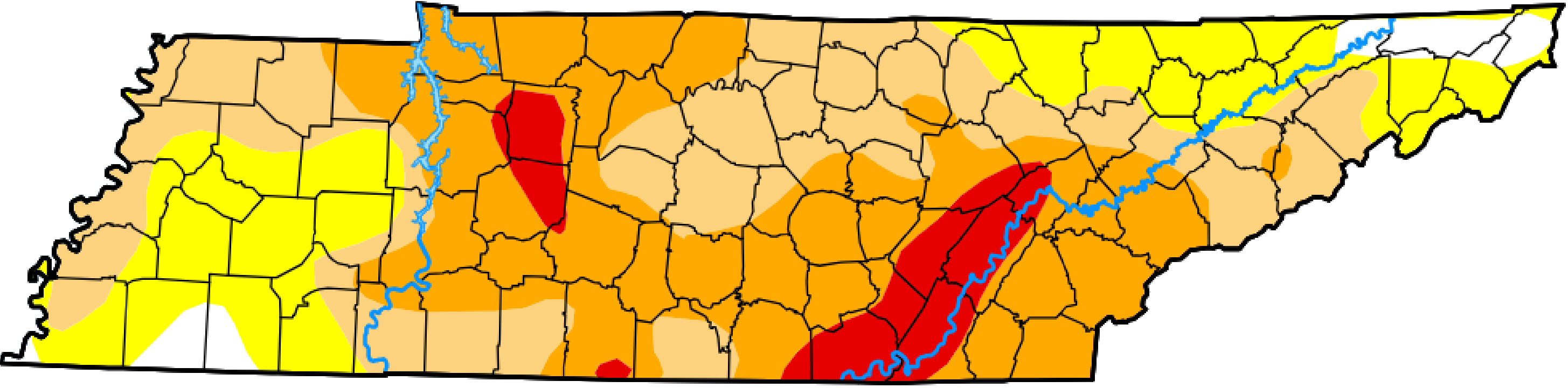
This Week's Drought Monitor of Tennessee Map

From the US Drought Monitor, authored by Brad Rippey, USDA with input from the Tennessee Climate Office

What's Changed? This week brought very stark differences to conditions between the eastern and western portions of Tennessee. Hurricane Francine brought a significant amount of rainfall (2 – 5 inches) to most of West Tennessee. In some areas, this brought rainfall deficits up to well above normal for the last 30 days. However, areas that received the lower end of the rainfall are still seeing moderate to severe deficits. The eastern half of the state saw very little rainfall, which has led conditions to continue to deteriorate. Most of the central and eastern regions have only received 25 – 50% of normal rainfall totals over the past month. Streamflows are very low in these areas and soil moisture continues to deteriorate. This is evident from the CMOR reports from producers that continue to show failing crops, loss of hay yield, dire livestock conditions, and drying surface water.

What's New? 1-category improvements have been made in parts of West and Middle Tennessee. D0 – D2 conditions have expanded in Middle/East Tennessee and the Cumberland Plateau. D3 conditions have been introduced in Franklin, Marion, Hamilton, Sequatchie, Bledsoe, Rhea, Meigs, Roane, Cumberland, and Morgan counties.

What's Next? Over the next 7 days, forecasts are predicting very little rainfall across the state (0.1 – 0.25 inches). Unfortunately, conditions will likely degrade further without significant rainfall.



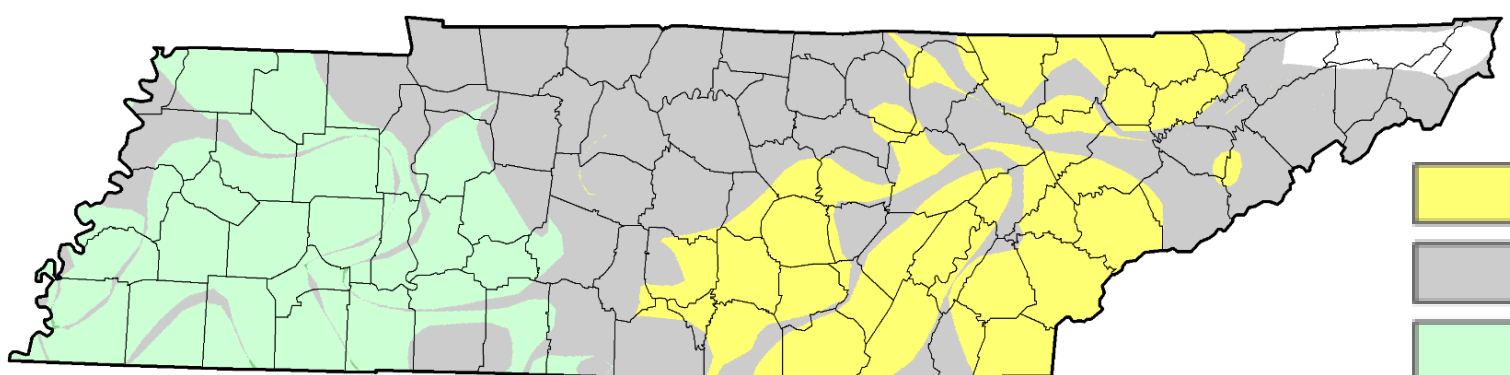
↑ Conditions have improved in West Tennessee due to recent rainfall

↓ Conditions continue to deteriorate in the eastern half of the state due to lack of rainfall

Statewide Coverage By Category

Category	Coverage This Week	Change Since Last Week
D0: Abnormally Dry	21.76%	+13.84%
D1: Moderate Drought	30.60%	-16.65%
D2: Severe Drought	36.97%	+5.94%
D3: Extreme Drought	7.31%	+0.5%
D4: Exceptional Drought	0%	0%

Change Since Last Week



1 Class Degradation
 No Change
 1 Class Improvement

A product of the Tennessee Climate Office
www.etsu.edu/tn-climate



Icon Library



No Precipitation




Increasing drought conditions



Rivers and Streams



Precipitation




Temperatures



Improvement



A mixture of improving and worsening conditions



No Change



Worsening conditions



Hurricane/Tropical storm

- 5 Class Degradation
- 4 Class Degradation
- 3 Class Degradation
- 2 Class Degradation
- 1 Class Degradation
- No Change
- 1 Class Improvement
- 2 Class Improvement
- 3 Class Improvement
- 4 Class Improvement
- 5 Class Improvement