

We are aware that PDF downloads are currently unavailable. We apologize for the inconvenience and are working to correct the issue.



East Tennessee State University  
Traditional Report AY 2020-21  
Tennessee



100% COMPLETE  
STATUS: IN PROGRESS

## Institution Information

Key terms in this section are listed below. Click on the link to view the definition(s) in the glossary.

- [Academic year](#)
- [IPEDS ID](#)

### IPEDS ID

220075

THIS INSTITUTION HAS NO IPEDS ID

IF NO IPEDS ID, PLEASE PROVIDE AN EXPLANATION

### ADDRESS

Box 70685

### CITY

Johnson City

### STATE

Tennessee

T

### ZIP

37614

### SALUTATION

Dr.

T

### FIRST NAME

Cynthia

### LAST NAME

Chambers

**PHONE**

(423) 439-7586

**EMAIL**

chamberc@etsu.edu

We are aware that PDF downloads are currently unavailable. We apologize for the inconvenience and are working to correct the issue.



East Tennessee State University  
Traditional Report AY 2020-21  
Tennessee

100% COMPLETE  
STATUS: IN PROGRESS

SECTION I: PROGRAM INFORMATION

## List of Programs

List each program for an initial teaching credential below and indicate whether it is offered at the Undergraduate level (UG), Institution Information Postgraduate level (PG), or both.  
(\$205(a)(C))

THIS PAGE INCLUDES:

» [List of Programs](#)

Key terms in this section are listed below. Click on the link to view the definition(s) in the glossary.

- [Teacher Preparation Program](#)

## List of Programs

CIP Code	Teacher Preparation Programs	UG, PG, or Both	Update
13.121	Early Childhood Education	Both	
13.1202	Elementary Education	UG	
13.1	Special Education	Both	
13.1302	Teacher Education - Art	Both	
13.1322	Teacher Education - Biology	Both	

CIP Code	Teacher Preparation Programs	UG, PG, or Both	Update
13.1323	Teacher Education - Chemistry	Both	
13.1324	Teacher Education - Drama and Dance	Both	
13.1337	Teacher Education - Earth Science	Both	
13.1305	Teacher Education - English/Language Arts	Both	
13.1306	Teacher Education - Foreign Language	Both	
13.1316	Teacher Education - General Science	PG	
13.1328	Teacher Education - History	Both	
13.1311 CIP Code	Teacher Education - Mathematics Teacher Preparation Programs	Both UG, PG, or Both	Update
13.1312	Teacher Education - Music	Both	
13.99	Teacher Education - Other	PG	
13.1314	Teacher Education - Physical Education and Coaching	Both	
13.1329	Teacher Education - Physics	Both	
13.1317	Teacher Education - Social Sciences	Both	
13.1318	Teacher Education - Social Studies	Both	

Total number of teacher preparation programs:

48

We are aware that PDF downloads are currently unavailable. We apologize for the inconvenience and are working to correct the issue.



East Tennessee State University  
Traditional Report AY 2020-21  
Tennessee



100% COMPLETE  
STATUS: IN PROGRESS

## SECTION I: PROGRAM INFORMATION

### Program Requirements

Check the elements required for admission (entry) into and completion (exit) from the program. If programs are offered at the undergraduate level and postgraduate level, complete the table for both types of programs. (\$205(a)(1)(C)(i)).

#### THIS PAGE INCLUDES:

- » [Undergraduate Requirements](#)
- » [Postgraduate Requirements](#)
- » [Supervised Clinical Experience](#)

Key terms in this section are listed below. Click on the link to view the definition(s) in the glossary.

- [Full-time equivalent faculty supervising clinical experience](#)
- [Adjunct faculty supervising clinical experience](#)
- [Cooperating Teachers/PreK-12 Staff Supervising Clinical Experience](#)
- [Supervised clinical experience](#)

### Undergraduate Requirements

#### 1. Are there initial teacher certification programs at the undergraduate level?

- Yes
- No

If yes, for each element listed below, indicate if it is required for admission into or exit from any of your teacher preparation program(s) at the undergraduate level. If no, leave the table below blank (or clear responses already entered) then click save at the bottom of the page.

Element	Admission		Completion	
Transcript	<input type="radio"/> Yes	<input type="radio"/> No	<input type="radio"/> Yes	<input type="radio"/> No
Fingerprint check	<input type="radio"/> Yes	<input type="radio"/> No	<input type="radio"/> Yes	<input type="radio"/> No
Background check	<input type="radio"/> Yes	<input type="radio"/> No	<input type="radio"/> Yes	<input type="radio"/> No
Minimum number of courses/credits/semester hours completed	<input type="radio"/> Yes	<input type="radio"/> No	<input type="radio"/> Yes	<input type="radio"/> No

Element	Admission		Completion	
Minimum GPA	<input type="radio"/> Yes	<input type="radio"/> No	<input checked="" type="radio"/> Yes	<input type="radio"/> No
Minimum GPA in content area coursework	<input checked="" type="radio"/> Yes	<input type="radio"/> No	<input checked="" type="radio"/> Yes	<input type="radio"/> No
Minimum GPA in professional education coursework	<input checked="" type="radio"/> Yes	<input type="radio"/> No	<input checked="" type="radio"/> Yes	<input type="radio"/> No
Minimum ACT score	<input checked="" type="radio"/> Yes	<input type="radio"/> No	<input checked="" type="radio"/> Yes	<input checked="" type="radio"/> No
Minimum SAT score	<input checked="" type="radio"/> Yes	<input type="radio"/> No	<input checked="" type="radio"/> Yes	<input checked="" type="radio"/> No
Minimum basic skills test score	<input checked="" type="radio"/> Yes	<input type="radio"/> No	<input checked="" type="radio"/> Yes	<input checked="" type="radio"/> No
Subject area/academic content test or other subject matter verification	<input checked="" type="radio"/> Yes	<input checked="" type="radio"/> No	<input checked="" type="radio"/> Yes	<input type="radio"/> No
Recommendation(s)	<input checked="" type="radio"/> Yes	<input checked="" type="radio"/> No	<input checked="" type="radio"/> Yes	<input type="radio"/> No
Essay or personal statement	<input checked="" type="radio"/> Yes	<input checked="" type="radio"/> No	<input checked="" type="radio"/> Yes	<input checked="" type="radio"/> No
Interview	<input checked="" type="radio"/> Yes	<input checked="" type="radio"/> No	<input checked="" type="radio"/> Yes	<input checked="" type="radio"/> No
Other Specify: <input type="text"/>	<input checked="" type="radio"/> Yes	<input type="radio"/> No	<input checked="" type="radio"/> Yes	<input type="radio"/> No

2. What is the minimum GPA required for admission into the program? (Leave blank if you indicated that a minimum GPA is not required in the table above.)

2.75

3. What is the minimum GPA required for completing the program? (Leave blank if you indicated that a minimum GPA is not required in the table above.)

2.75

4. Please provide any additional information about the information provided above:

Undergraduate admission information found at [https://catalog.etsu.edu/preview\\_entity.php?catoid=36&ent\\_oid=1078&returnto=1569](https://catalog.etsu.edu/preview_entity.php?catoid=36&ent_oid=1078&returnto=1569)

## Postgraduate Requirements

1. Are there initial teacher certification programs at the postgraduate level?

- ☒ Yes
- ☐ No

If yes, for each element listed below, indicate if it is required for admission into or exit from any of your teacher preparation program(s) at the postgraduate level. If no, leave the table below blank (or [clear responses already entered](#)) then click save at the bottom of the page.

Element	Admission		Completion	
Transcript	<input checked="" type="radio"/> Yes	<input type="radio"/> No	<input checked="" type="radio"/> Yes	<input type="radio"/> No
Fingerprint check	<input checked="" type="radio"/> Yes	<input checked="" type="radio"/> No	<input checked="" type="radio"/> Yes	<input checked="" type="radio"/> No

Element	Admission	Completion
Background check	Yes <input type="radio"/> No <input type="radio"/>	Yes <input type="radio"/> No <input type="radio"/>
Minimum number of courses/credits/semester hours completed	Yes <input type="radio"/> No <input type="radio"/>	<input type="radio"/> Yes <input type="radio"/> No
Minimum GPA	<input type="radio"/> Yes <input type="radio"/> No	<input type="radio"/> Yes <input type="radio"/> No
Minimum GPA in content area coursework	Yes <input type="radio"/> No <input type="radio"/>	<input type="radio"/> Yes <input type="radio"/> No
Minimum GPA in professional education coursework	Yes <input type="radio"/> No <input type="radio"/>	<input type="radio"/> Yes <input type="radio"/> No
Minimum ACT score	<input type="radio"/> Yes <input type="radio"/> No	Yes <input type="radio"/> No <input type="radio"/>
Minimum SAT score	<input type="radio"/> Yes <input type="radio"/> No	Yes <input type="radio"/> No <input type="radio"/>
Minimum basic skills test score	<input type="radio"/> Yes <input type="radio"/> No	Yes <input type="radio"/> No <input type="radio"/>
Subject area/academic content test or other subject matter verification	<input type="radio"/> Yes <input type="radio"/> No	<input type="radio"/> Yes <input type="radio"/> No
Recommendation(s)	<input type="radio"/> Yes <input type="radio"/> No	<input type="radio"/> Yes <input type="radio"/> No
Essay or personal statement	<input type="radio"/> Yes <input type="radio"/> No	Yes <input type="radio"/> No <input type="radio"/>
Interview	<input type="radio"/> Yes <input type="radio"/> No	Yes <input type="radio"/> No <input type="radio"/>
Other Specify: <div></div>	Yes <input type="radio"/> No <input type="radio"/>	Yes <input type="radio"/> No <input type="radio"/>

2. What is the minimum GPA required for admission into the program? (Leave blank if you indicated that a minimum GPA is not required in the table above.)

3

3. What is the minimum GPA required for completing the program? (Leave blank if you indicated that a minimum GPA is not required in the table above.)

3

4. Please provide any additional information about the information provided above:

Postgraduate program information found at: [https://catalog.etsu.edu/preview\\_program.php?catoid=37&poid=12578&returnto=1623](https://catalog.etsu.edu/preview_program.php?catoid=37&poid=12578&returnto=1623) [https://catalog.etsu.edu/preview\\_program.php?catoid=37&poid=12627&returnto=1623](https://catalog.etsu.edu/preview_program.php?catoid=37&poid=12627&returnto=1623) [https://catalog.etsu.edu/preview\\_program.php?catoid=37&poid=12638&returnto=1623](https://catalog.etsu.edu/preview_program.php?catoid=37&poid=12638&returnto=1623) [https://catalog.etsu.edu/preview\\_program.php?catoid=37&poid=12686&returnto=1623](https://catalog.etsu.edu/preview_program.php?catoid=37&poid=12686&returnto=1623)

## Supervised Clinical Experience

Provide the following information about supervised clinical experience in 2020-21.  
 (§205(a)(1)(C)(iii), §205(a)(1)(C)(iv)) .

Are there programs with student teaching models?

- Yes
- No

If yes, provide the next two responses. If no, leave them blank.



Programs with student teaching models (most traditional programs)

Number of clock hours of supervised clinical experience required prior to student teaching	50
Number of clock hours required for student teaching	747.5

Are there programs in which candidates are the teacher of record?

Yes

☒ No

If yes, provide the next two responses. If no, leave them blank.

Programs in which candidates are the teacher of record in a classroom during the program (many alternative programs)	
Number of clock hours of supervised clinical experience required prior to teaching as the teacher of record in a classroom	
Number of years required for teaching as the teacher of record in a classroom	

All Programs

Number of full-time equivalent faculty supervising clinical experience during this academic year (IHE staff)  <u>Optional tool</u> for automatically calculating full-time equivalent faculty in the system	9
Number of adjunct faculty supervising clinical experience during this academic year (IHE staff)	31
Number of cooperating teachers/K-12 staff supervising clinical experience during this academic year	319
Number of students in supervised clinical experience during this academic year	178

Please provide any additional information about or descriptions of the supervised clinical experiences:

Students in Clemmer College at East Tennessee State University can begin clinical experiences as early as their freshman year. Prior to Residency, students attend a variety of clinical placements during their programs, and placements can range from approximately 40 to 160 hours, dependent upon content and course expectations. For the final year, Clemmer College implements a yearlong Residency program that places teacher candidates in the schools for an increased number of clinical hours in Residency. Candidates stay with the same mentor from Pre-residency through Residency I and into Residency II, the traditional student teaching semester. The collection of data for the Residency year has been facilitated by the use of LiveText, a software program that tracks candidates, mentors, placements, and summative assessments. Residency Descriptions: A. Pre-Residency: Pre-Residency teacher candidates meet and work with their mentor teachers in partner school systems at the beginning of the school year, prior to Residency I. Pre-Residency includes a 50-hour field component along with additional coursework. B. Residency I: After completing Pre-residency, teacher candidates continue with their mentor teachers in Residency I. Residency I candidates learn school and classroom demographics, policies and procedures and the structure of the academic day. Additionally, candidates become familiar with the curriculum and academic expectations of the students and setting. The field component Residency I is 135 hours. Candidates of Residency I complete lesson plans and observations

by their mentor teacher and ETSU supervisor, and candidates begin working on their edTPA. C. Residency II: The final placement for teacher candidates, Residency II, is a minimum of 15 full weeks of observation, teaching, and co-teaching. This semester includes placement in two different settings and equates to 562.5 hours of clinical experience. (Teacher candidates are held to high standards in their year-long residency and are evaluated on the Tennessee Educator Acceleration Model (TEAM).) Tennessee became one of the first states to implement this comprehensive, student outcome based, state-wide educator evaluation system. In order to prepare teacher candidates to match the needs of Tennessee's schools, this tool (including rubrics across 18 domains) is incorporated into the assessment plan of our educator preparation programs. The TEAM evaluation consists of frequent observations, use of student data, professional development, and constructive feedback for teacher candidates across multiple classroom/teaching observations. Additionally, each teacher candidate completes the edTPA, a performance-based, subject-specific assessment to measure and support the skills, knowledge, and effectiveness that teachers must display in the classroom. The edTPA requires each teacher candidate to collect student performance data, display the data in the form of charts and graphs, and analyze the data in detailed commentary, which outlines steps to improve learning and teaching. Teacher candidates video record a series of learning segments as part of this evaluation and analyze their teaching to determine the impact on K-12 students.

We are aware that PDF downloads are currently unavailable. We apologize for the inconvenience and are working to correct the issue.



East Tennessee State University  
Traditional Report AY 2020-21  
Tennessee



100% COMPLETE  
STATUS: IN PROGRESS

## SECTION I: PROGRAM INFORMATION

# Enrollment and Program Completers

THIS PAGE INCLUDES:

» [Enrollment and Program Completers](#)

In each of the following categories, provide the total number of individuals enrolled in teacher preparation programs for an initial teaching credential and the subset of individuals enrolled who also completed the program during the academic year. ([§205\(a\)\(1\)\(C\)\(ii\)](#))

Key terms in this section are listed below. Click on the link to view the definition(s) in the glossary.

- [Enrolled Student](#)
- [Program Completer](#)

## Enrollment and Program Completers

2020-21 Total

Total Number of Individuals Enrolled	343
Subset of Program Completers	176

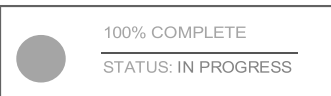
Gender	Total Enrolled	Subset of Program Completers
Male	64	33
Female	279	143
Non-Binary/Other	0	0
No Gender Reported	0	0

Race/Ethnicity	Total Enrolled	Subset of Program Completers
American Indian or Alaska Native	0	0
Asian	2	
Black or African American	5	
Hispanic/Latino of any race	3	
Native Hawaiian or Other Pacific Islander	0	0
White	325	172
Two or more races	5	
No Race/Ethnicity Reported	3	0

We are aware that PDF downloads are currently unavailable. We apologize for the inconvenience and are working to correct the issue.



East Tennessee State University  
Traditional Report AY 2020-21  
Tennessee



## SECTION I: PROGRAM INFORMATION

### Teachers Prepared

On this page, enter the number of program completers by the subject area in which they were prepared to teach, and by their academic majors. Note that an individual can be counted in more than one academic major and subject area. For example, if an individual is prepared to teach Elementary Education and Mathematics, that individual should be counted in both subject areas. If no individuals were prepared in a particular academic major or subject area, you may leave the cell blank. Please use the "Other" category sparingly, if there is no similar subject area or academic major listed. In these cases, you should use the text box to describe the subject area(s) and/or the academic major(s) counted in the "Other" category.

If your IHE offers both traditional and alternative programs, be sure to enter the program completers in the appropriate reports. For the traditional report, provide only the program completers in traditional programs within the IHE. For the alternative report, provide only the program completers for the alternative programs within the IHE.

After entering the teachers prepared data, save the page using the floating save box at the bottom of the page.

Key terms in this section are listed below. Click on the link to view the definition(s) in the glossary.

- [Academic Major](#)

#### THIS PAGE INCLUDES:

- » [Teachers Prepared by Subject](#)
- » [Teachers Prepared by Academic Major](#)

### Teachers Prepared by Subject Area

Please provide the number of teachers prepared by subject area for academic year 2020-21.

For the purposes of this section, number prepared means the number of program completers. "Subject area" refers to the subject area(s) an individual has been prepared to teach. An individual can be counted in more than one subject area. If no individuals were prepared in a particular subject area, please leave that cell blank. (\$205(b)(1)(H))

**What are CIP Codes?**

**No teachers prepared in academic year 2020-21**

If your program has no teachers prepared, check the box above and leave the table below blank (or **clear responses already entered**).

CIP Code	Subject Area	Number Prepared
13.10	Teacher Education • Special Education	19
13.1202	Teacher Education - Elementary Education	73
13.1203	Teacher Education - Junior High/Intermediate/Middle School Education	
13.1210	Teacher Education - Early Childhood Education	31
13.1301	Teacher Education - Agriculture	0
13.1302	Teacher Education - Art	0
13.1303	Teacher Education - Business	0
13.1305	Teacher Education - English/Language Arts	14
13.1306	Teacher Education - Foreign Language	3
13.1307	Teacher Education - Health	0
13.1308	Teacher Education - Family and Consumer Sciences/Home Economics	0
13.1309	Teacher Education - Technology Teacher Education/Industrial Arts	0
13.1311	Teacher Education - Mathematics	3
13.1312	Teacher Education - Music	10
13.1314	Teacher Education - Physical Education and Coaching	10
13.1315	Teacher Education - Reading	0
13.1316	Teacher Education - Science Teacher Education/General Science	0
13.1317	Teacher Education - Social Science	0
13.1318	Teacher Education - Social Studies	0
13.1320	Teacher Education - Trade and Industrial	0
13.1321	Teacher Education - Computer Science	0

CIP Code	Subject Area	Number Prepared
13.1322	Teacher Education - Biology	<input type="text" value="3"/>
13.1323	Teacher Education - Chemistry	<input type="text" value="0"/>
13.1324	Teacher Education - Drama and Dance	<input type="text" value="0"/>
13.1328	Teacher Education - History	<input type="text" value="5"/>
13.1329	Teacher Education - Physics	<input type="text" value="0"/>
13.1331	Teacher Education - Speech	<input type="text" value="0"/>
13.1337	Teacher Education - Earth Science	<input type="text" value="0"/>
13.14	Teacher Education • English as a Second Language	<input type="text" value="0"/>
13.99	Education - Other Specify: <input type="text"/>	<input type="text"/>

## Teachers Prepared by Academic Major

Please provide the number of teachers prepared by academic major for academic year 2020-21. For the purposes of this section, number prepared means the number of program completers. "Academic major" refers to the actual major(s) declared by the program completer. An individual can be counted in more than one academic major. If no individuals were prepared in a particular academic major, please leave that cell blank. (§205(b)(1)(H)).

Please note that the list of majors includes several "Teacher Education" majors, as well as several noneducation majors. Please use care in entering your majors to ensure education-specific majors and non-education majors are counted correctly. For example, if an individual majored in Chemistry, that individual should be counted in the "Chemistry" academic major category rather than the "Teacher Education-Chemistry" category.

### What are CIP Codes?

Do participants earn a degree upon completion of the program?

- Yes
- No

**No teachers prepared in academic year 2020-21**

If your program does not grant participants a degree upon completion, or has no teachers prepared, leave the table below blank (or clear responses already entered).

CIP Code	Academic Major	Number Prepared
13.10	Teacher Education • Special Education	<input type="text" value="19"/>
13.1202	Teacher Education • Elementary Education	<input type="text" value="73"/>
13.1203	Teacher Education - Junior High/Intermediate/Middle School Education	<input type="text" value="0"/>

CIP Code	Academic Major	Number Prepared
13.1210	Teacher Education - Early Childhood Education	<input type="text" value="31"/>
13.1301	Teacher Education - Agriculture	<input type="text" value="0"/>
13.1302	Teacher Education - <b>Art</b>	<input type="text" value="0"/>
13.1303	Teacher Education - Business	<input type="text" value="0"/>
13.1305	Teacher Education - English/Language Arts	<input type="text" value="2"/>
13.1306	Teacher Education - Foreign Language	<input type="text"/>
13.1307	Teacher Education - Health	<input type="text" value="0"/>
13.1308	Teacher Education • Family and Consumer Sciences/Home Economics	<input type="text" value="0"/>
13.1309	Teacher Education - Technology Teacher Education/Industrial Arts	<input type="text" value="0"/>
13.1311	Teacher Education • Mathematics	<input type="text" value="3"/>
13.1312	Teacher Education • Music	<input type="text" value="5"/>
13.1314	Teacher Education - Physical Education and Coaching	<input type="text" value="10"/>
13.1315	Teacher Education - Reading	<input type="text" value="0"/>
13.1316	Teacher Education • General Science	<input type="text" value="0"/>
13.1317	Teacher Education • Social Science	<input type="text" value="0"/>
13.1318	Teacher Education - Social Studies	<input type="text" value="0"/>
13.1320	Teacher Education • Trade and Industrial	<input type="text" value="0"/>
13.1321	Teacher Education - Computer Science	<input type="text" value="0"/>
13.1322	Teacher Education - Biology	<input type="text"/>
13.1323	Teacher Education - Chemistry	<input type="text" value="0"/>
13.1324	Teacher Education • Drama and Dance	<input type="text" value="0"/>
13.1328	Teacher Education - History	<input type="text"/>
13.1329	Teacher Education • Physics	<input type="text" value="0"/>
13.1331	Teacher Education • Speech	<input type="text" value="0"/>
13.1337	Teacher Education - Earth Science	<input type="text" value="0"/>



CIP Code	Academic Major	Number Prepared
13.14	Teacher Education - English as a Second Language	<input type="text" value="0"/>
13.99	Education - Other Specify: <input type="text" value="Librarianship"/>	<input type="text"/>
01	Agriculture	<input type="text" value="0"/>
03	Natural Resources and Conservation	<input type="text" value="0"/>
05	Area, Ethnic, Cultural, and Gender Studies	<input type="text" value="0"/>
09	Communication or Journalism	<input type="text" value="0"/>
11	Computer and Information Sciences	<input type="text" value="0"/>
12	Personal and Culinary Services	<input type="text" value="0"/>
14	Engineering	<input type="text" value="0"/>
16	Foreign Languages, Literatures, and Linguistics	<input type="text" value="2"/>
19	Family and Consumer Sciences/Human Sciences	<input type="text" value="0"/>
21	Technology Education/Industrial Arts	<input type="text" value="0"/>
22	Legal Professions and Studies	<input type="text" value="0"/>
23	English Language/Literature	<input type="text" value="12"/>
24	Liberal Arts/Humanities	<input type="text" value="0"/>
25	Library Science	<input type="text" value="3"/>
26	Biological and Biomedical Sciences	<input type="text" value="2"/>
27	Mathematics and Statistics	<input type="text"/>
30	Multi/Interdisciplinary Studies	<input type="text" value="0"/>
38	Philosophy and Religious Studies	<input type="text" value="0"/>
40	Physical Sciences	<input type="text" value="0"/>
41	Science Technologies/Technicians	<input type="text" value="0"/>
42	Psychology	<input type="text" value="0"/>
44	Public Administration and Social Service Professions	<input type="text" value="0"/>
45	Social Sciences	<input type="text" value="0"/>

CIP Code

Academic Major

Number Prepared

46	Construction	<input type="text" value="0"/>
47	Mechanic and Repair Technologies	<input type="text" value="0"/>
50	Visual and Performing Arts	<input type="text" value="5"/>
51	Health Professions and Related Clinical Sciences	<input type="text" value="0"/>
52	Business/Management/Marketing	<input type="text" value="0"/>
54	History	<input type="text" value="4"/>
99	Other Specify: <input type="text"/>	<input type="text"/>

We are aware that PDF downloads are currently unavailable. We apologize for the inconvenience and are working to correct the issue.



East Tennessee State University  
Traditional Report AY 2020-21  
Tennessee

100% COMPLETE  
STATUS: IN PROGRESS

## SECTION I: PROGRAM INFORMATION

### Program Assurances

Respond to the following assurances. Note: Teacher preparation programs should be prepared to provide documentation and evidence, when requested, to support the following assurances. (§205(a)(1)(A)(iii); §206(b))

THIS PAGE INCLUDES:

» [Program Assurances](#)

### Program Assurances

1. Program preparation responds to the identified needs of the local educational agencies or States where the program completers are likely to teach, based on past hiring and recruitment trends.

- Yes
- No

2. Preparation is closely linked with the needs of schools and the instructional decisions new teachers face in the classroom.

- Yes
- No

3. Prospective special education teachers are prepared in core academic subjects and to instruct in core academic subjects.

- Yes
- No
- Program does not prepare special education teachers

4. Prospective general education teachers are prepared to provide instruction to students with disabilities.

- Yes
- No

5. Prospective general education teachers are prepared to provide instruction to limited English proficient students.

- Yes
- No

6. Prospective general education teachers are prepared to provide instruction to students from low-income families.

- **Yes**
- No**

7. Prospective teachers are prepared to effectively teach in urban and rural schools, as applicable.

- **Yes**
- No**

8. Describe your institution's most successful strategies in meeting the assurances listed above:

Educator preparation programs in the Clemmer College at ETSU integrate evidence-based instructional strategies and the academic standards adopted by the Tennessee State Board of Education. All licensure programs are aligned with the literacy standards adopted by the Tennessee State Board of Education. Program alignment has been reviewed and approved by the state. Students seeking licensure are required to complete courses that assist them in acquiring the knowledge and skills needed to function well as educators in a changing and diverse society. These courses allow students to gain an understanding of learners and learning processes; knowledge of professional, ethical, and legal issues affecting educators; and the human relations skills needed to work effectively with individuals with disabilities in both professional and community roles. Teacher candidates participate in field experiences in a variety of settings (both urban and rural) across northeast Tennessee, as well as a year-long clinical residency in a public school setting. Courses throughout all educator preparation programs in the Clemmer College focus on differentiation of instruction to meet the individual needs of all students. Coursework and field experiences highlight the strategies for tailoring instruction to meeting individual needs through differentiation of academic content, process, products, and the learning environment. Research-based strategies for addressing the needs of English-language learners are embedded throughout the educator preparation program. Candidates are expected to make use of ongoing assessment and flexible grouping in order to ensure success of all children. Additionally, all teacher candidates complete at least one course in the area of special education, which provides a survey of various disabilities, special education history, legislation, diversity, causes, characteristics, educational strengths, interventions, assistive technology, assessment, and support services for individuals with disabilities and their families. Field and clinical placements are tracked for candidate experience with diverse populations (i.e., race/ethnicity, low economic status, English as a second language, disabilities) to ensure that our candidates not only are learning about working with students with diverse backgrounds and characteristics in their coursework, but that they also are having hands-on experience with these types of learners.

We are aware that PDF downloads are currently unavailable. We apologize for the inconvenience and are working to correct the issue.



East Tennessee State University  
Traditional Report AY 2020-21  
Tennessee



100% COMPLETE  
STATUS: IN PROGRESS

## SECTION II: ANNUAL GOALS

### Annual Goals: Mathematics

Each institution of higher education (IHE) that conducts a traditional teacher preparation program (including programs that offer any ongoing professional development programs) or alternative route teacher preparation program, and that enrolls students receiving Federal assistance under this Act, shall set annual quantifiable goals for increasing the number of prospective teachers trained in teacher shortage areas designated by the Secretary or by the state educational agency, including mathematics, science, special education, and instruction of limited English proficient students.

(§205(a)(1)(A)(i), §205(a)(1)(A)(ii), §206(a))

#### THIS PAGE INCLUDES:

- » [Report Progress on Last Year's Goal \(2020-21\)](#)
- » [Review Current Year's Goal \(2021-22\)](#)
- » [Set Next Year's Goal \(2022-23\)](#)

Key terms in this section are listed below. Click on the link to view the definition(s) in the glossary.

- [Quantifiable Goals](#)

### Report Progress on Last Year's Goal (2020-21)

#### 1. Did your program prepare teachers in mathematics in 2020-21?

If no, leave remaining questions for 2020-21 blank (or [clear responses already entered](#)).

- Yes
- No

#### 2. Describe your goal.

Our goal is to prepare seven (7) teachers in math in 2020-21.

#### 3. Did your program meet the goal?

- Yes
- No

4. Description of strategies used to achieve goal, if applicable:

5. Description of steps to improve performance in meeting goal or lessons learned in meeting goal, if applicable:

6. Provide any additional comments, exceptions and explanations below:

Three (3) who were expected to graduate in 2020-21 graduated after this reporting period.

## Review Current Year's Goal (2021-22)

7. Is your program preparing teachers in mathematics in 2021-22? If no, leave the next question blank.

- Yes
- No

8. Describe your goal.

Our goal is to prepare four (4) teachers in math in 2021-22.

---

## Set Next Year's Goal (2022-23)

9. Will your program prepare teachers in mathematics in 2022-23? If no, leave the next question blank.

- Yes
- No

10. Describe your goal.

Our goal is to prepare three (3) teachers in math in 2022-23.

We are aware that PDF downloads are currently unavailable. We apologize for the inconvenience and are working to correct the issue.



East Tennessee State University  
Traditional Report AY 2020-21  
Tennessee



100% COMPLETE  
STATUS: IN PROGRESS

## SECTION II: ANNUAL GOALS

### Annual Goals: Science

Each institution of higher education (IHE) that conducts a traditional teacher preparation program (including programs that offer any ongoing professional development programs) or alternative route teacher preparation program, and that enrolls students receiving Federal assistance under this Act, shall set annual quantifiable goals for increasing the number of prospective teachers trained in teacher shortage areas designated by the Secretary or by the state educational agency, including mathematics, science, special education, and instruction of limited English proficient students.

(§205(a)(1)(A)(i), §205(a)(1)(A)(ii), §206(a)).

#### THIS PAGE INCLUDES:

- » [Report Progress on Last Year's Goal \(2020-21\)](#)
- » [Review Current Year's Goal \(2021-22\)](#)
- » [Set Next Year's Goal \(2022-23\)](#)

Key terms in this section are listed below. Click on the link to view the definition(s) in the glossary.

- [Quantifiable Goals](#)

### Report Progress on Last Year's Goal (2020-21)

#### 1. Did your program prepare teachers in science in 2020-21?

If no, leave remaining questions for 2020-21 blank (or clear responses already entered).

- Yes
- No

#### 2. Describe your goal.

Our goal is to prepare two (2) teachers in science in 2020-21.

#### 3. Did your program meet the goal?

- Yes
- No

4. Description of strategies used to achieve goal, if applicable:

5. Description of steps to improve performance in meeting goal or lessons learned in meeting goal, if applicable:

6. Provide any additional comments, exceptions and explanations below:

The goal was exceeded as three educators were prepared for initial licensure in Science.

## Review Current Year's Goal (2021-22)

7. Is your program preparing teachers in science in 2021-22? If no, leave the next question blank.

- Yes
- No

8. Describe your goal.

Our goal is to prepare five (5) educators in science in 2021-22.

---

## Set Next Year's Goal (2022-23)

9. Will your program prepare teachers in science in 2022-23? If no, leave the next question blank.

- Yes
- No

10. Describe your goal.

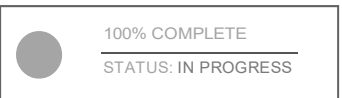
Our goal is to prepare seven (7) educators in science in 2022-2023



We are aware that PDF downloads are currently unavailable. We apologize for the inconvenience and are working to correct the issue.



East Tennessee State University  
Traditional Report AY 2020-21  
Tennessee



## SECTION II: ANNUAL GOALS

### Annual Goals: Special Education

Each institution of higher education (IHE) that conducts a traditional teacher preparation program (including programs that offer any ongoing professional development programs) or alternative route teacher preparation program, and that enrolls students receiving Federal assistance under this Act, shall set annual quantifiable goals for increasing the number of prospective teachers trained in teacher shortage areas designated by the Secretary or by the state educational agency, including mathematics, science, special education, and instruction of limited English proficient students.

(§205(a)(1) (A)(i), §205(a)(1)(A)(ii), §206(a))

#### THIS PAGE INCLUDES:

- » [Report Progress on Last Year's Goal \(2020-21\)](#)
- » [Review Current Year's Goal \(2021-22\)](#)
- » [Set Next Year's Goal \(2022-23\)](#)

Key terms in this section are listed below. Click on the link to view the definition(s) in the glossary.

- [Quantifiable Goals](#)

### Report Progress on Last Year's Goal (2020-21)

1. Did your program prepare teachers in special education in 2020-21?

If no, leave remaining questions for 2020-21 blank (or clear responses already entered).

- Yes
- No

2. Describe your goal.

Our goal is to prepare 13 teachers in special education in 2020-21.

3. Did your program meet the goal?

- Yes
- No

4. Description of strategies used to achieve goal, if applicable:

5. Description of steps to improve performance in meeting goal or lessons learned in meeting goal, if applicable:

6. Provide any additional comments, exceptions and explanations below:

The goal was exceeded as nineteen (19) educators were prepared for initial licensure in Special Education.

## Review Current Year's Goal (2021-22)

7. Is your program preparing teachers in special education in 2021-22? If no, leave the next question blank.

- Yes
- No

8. Describe your goal.

Our goal is to prepare twelve (12) teachers in special education in 2021-22.

---

## Set Next Year's Goal (2022-23)

9. Will your program prepare teachers in special education in 2022-23? If no, leave the next question blank.

- Yes
- No

10. Describe your goal.

Our goal is to prepare 15 (fifteen) teachers in Special Education in 2022-23

We are aware that PDF downloads are currently unavailable. We apologize for the inconvenience and are working to correct the issue.



East Tennessee State University  
Traditional Report AY 2020-21  
Tennessee



100% COMPLETE  
STATUS: IN PROGRESS

## SECTION II: ANNUAL GOALS

### Annual Goals: Instruction of Limited English Proficient Students

Each institution of higher education (IHE) that conducts a traditional teacher preparation program (including programs that offer any ongoing professional development programs) or alternative route teacher preparation program, and that enrolls students receiving Federal assistance under this Act, shall set annual quantifiable goals for increasing the number of prospective teachers trained in teacher shortage areas designated by the Secretary or by the state educational agency, including mathematics, science, special education, and instruction of limited English proficient students.

(§205(a)(1)(A)(i), §205(a)(1)(A)(ii), §206(a)).

#### THIS PAGE INCLUDES:

- » [Report Progress on Last Year's Goal \(2020-21\)](#)
- » [Review Current Year's Goal \(2021-22\)](#)
- » [Set Next Year's Goal \(2022-23\)](#)

Key terms in this section are listed below. Click on the link to view the definition(s) in the glossary.

- [Quantifiable Goals](#)

### Report Progress on Last Year's Goal (2020-21)

1. Did your program prepare teachers in instruction of limited English proficient students in 2020-21?

If no, leave remaining questions for 2020-21 blank (or [clear responses already entered](#)).

Yes

☒ No

2. Describe your goal.

3. Did your program meet the goal?

Yes

No

4. Description of strategies used to achieve goal, if applicable:

5. Description of steps to improve performance in meeting goal or lessons learned in meeting goal, if applicable:

6. Provide any additional comments, exceptions and explanations below:

## Review Current Year's Goal (2021-22)

7. Is your program preparing teachers in instruction of limited English proficient students in 2021-22? If no, leave the next question blank.

- Yes
- No

8. Describe your goal.

Our goal is to prepare five (5) educators in the instruction of limited English proficient students in 2022-23.

---

## Set Next Year's Goal (2022-23)

9. Will your program prepare teachers in instruction of limited English proficient students in 2022-23? If no, leave the next question blank.

- Yes
- No

10. Describe your goal.

Our goal is to prepare eight (8) educators in the instruction of limited English proficient students in 2022-2023.

We are aware that PDF downloads are currently unavailable. We apologize for the inconvenience and are working to correct the issue.



East Tennessee State University  
Traditional Report AY 2020-21  
Tennessee



100% COMPLETE  
STATUS: IN PROGRESS

#### SECTION III: PROGRAM PASS RATES

## Assessment Pass Rates

The pass rates table is populated from files provided by the testing company or state. The table provides information on the performance of the students in your teacher preparation program on each teacher credential assessment used by your state. In cases where a student has taken a given assessment more than once, the highest score on that test is used. In the case of a teacher preparation program with fewer than 10 scores reported on any single initial teacher credential assessment during an academic year, the program shall collect and publish information with respect to an average pass rate and scaled score on each state credential assessment taken over a three-year period. (~~§205(a)(1)(B)~~)

Please note that this page does not have an edit feature as the pass rates have already been through several rounds of verification. If you identify an error, please contact RTI's Title II Support Center and your testing company representative.

Key terms in this section are listed below. Click on the link to view the definition(s) in the glossary.

- [Pass rate](#)
- [Scaled score](#)
- [Teacher credential assessment](#)

THIS PAGE INCLUDES:

» [Assessment Pass Rates](#)

## Assessment Pass Rates

Assessment code - Assessment name Test Company Group	Number taking tests	Avg. scaled score	Number passing tests	Pass rate (%)
--	---------------------------	-------------------------	----------------------------	---------------------

Assessment code - Assessment name Test Company Group	Number taking tests	Avg. scaled score	Number passing tests	Pass rate (%)
ETS5135-ART CONTENT AND ANALYSIS Educational Testing Service (ETS) All program completers, 2019-20	2			
ETS5135-ART CONTENT AND ANALYSIS Educational Testing Service (ETS) All program completers, 2018-19				
ETS0235 -BIOLOGY CONTENT KNOWLEDGE Educational Testing Service (ETS) Other enrolled students				
ETS0235 -BIOLOGY CONTENT KNOWLEDGE Educational Testing Service (ETS) All program completers, 2020-21	3			
ETS0235 -BIOLOGY CONTENT KNOWLEDGE Educational Testing Service (ETS) All program completers, 2018-19	6			
ETS0245 -CHEMISTRY CONTENT KNOWLEDGE Educational Testing Service (ETS) Other enrolled students				
ETS0245 -CHEMISTRY CONTENT KNOWLEDGE Educational Testing Service (ETS) All program completers, 2019-20				
ETS0245 -CHEMISTRY CONTENT KNOWLEDGE Educational Testing Service (ETS) All program completers, 2018-19	2			
ETS5025-EARLY CHILDHOOD EDUCATION Educational Testing Service (ETS) Other enrolled students	8			
ETS5025-EARLY CHILDHOOD EDUCATION Educational Testing Service (ETS) All program completers, 2020-21	31	175	31	100
ETS5025-EARLY CHILDHOOD EDUCATION Educational Testing Service (ETS) All program completers, 2019-20	9			
TPA0014-EDTPA: EARLY CHILDHOOD Evaluation Systems group of Pearson All program completers, 2020-21	30	45	30	100
TPA0014-EDTPA: EARLY CHILDHOOD Evaluation Systems group of Pearson All program completers, 2019-20	31	45	31	100
TPA0014-EDTPA: EARLY CHILDHOOD Evaluation Systems group of Pearson All program completers, 2018-19	16	44	16	100
TPA0001 -EDTPA: ELEMENTARY LITERACY Evaluation Systems group of Pearson All program completers, 2020-21	31	49	31	100

Assessment code - Assessment name Test Company Group	Number taking tests	Avg. scaled score	Number passing tests	Pass rate (%)
TPA0001 -EDTPA: ELEMENTARY LITERACY Evaluation Systems group of Pearson All program completers, 2019-20	40	49	40	100
TPA0001 -EDTPA: ELEMENTARY LITERACY Evaluation Systems group of Pearson All program completers, 2018-19	29	49	29	100
TPA0002 -EDTPA: ELEMENTARY MATHEMATICS Evaluation Systems group of Pearson All program completers, 2020-21	41	47	41	100
TPA0002 -EDTPA: ELEMENTARY MATHEMATICS Evaluation Systems group of Pearson All program completers, 2019-20	26	49	26	100
TPA0002 -EDTPA: ELEMENTARY MATHEMATICS Evaluation Systems group of Pearson All program completers, 2018-19	30	50	30	100
TPA0021 -EDTPA: K-12 PERFORMING ARTS Evaluation Systems group of Pearson All program completers, 2020-21	10	51	10	100
TPA0021 -EDTPA: K-12 PERFORMING ARTS Evaluation Systems group of Pearson All program completers, 2019-20	6			
TPA0021 -EDTPA: K-12 PERFORMING ARTS Evaluation Systems group of Pearson All program completers, 2018-19	3			
TPA0127 -EDTPA: LIBRARY SPECIALIST Evaluation Systems group of Pearson All program completers, 2020-21				
TPA0127 -EDTPA: LIBRARY SPECIALIST Evaluation Systems group of Pearson All program completers, 2019-20	3			
TPA0016-EDTPA: MIDDLE CHILDHOOD MATHEMATICS Evaluation Systems group of Pearson All program completers, 2020-21				
TPA0016-EDTPA: MIDDLE CHILDHOOD MATHEMATICS Evaluation Systems group of Pearson All program completers, 2019-20	2			
TPA0011 -EDTPA: PHYSICAL EDUCATION Evaluation Systems group of Pearson All program completers, 2020-21	10	45	10	100
TPA0011 -EDTPA: PHYSICAL EDUCATION Evaluation Systems group of Pearson All program completers, 2019-20	13	46	13	100
TPA0011 -EDTPA: PHYSICAL EDUCATION Evaluation Systems group of Pearson All program completers, 2018-19	9			

Assessment code - Assessment name Test Company Group	Number taking tests	Avg. scaled score	Number passing tests	Pass rate (%)
TPA0003 -EDTPA: SECONDARY ENGLISH LANGUAGE ARTS Evaluation Systems group of Pearson All program completers, 2020-21	14	51	14	100
TPA0003 -EDTPA: SECONDARY ENGLISH LANGUAGE ARTS Evaluation Systems group of Pearson All program completers, 2019-20	13	51	13	100
TPA0003 -EDTPA: SECONDARY ENGLISH LANGUAGE ARTS Evaluation Systems group of Pearson All program completers, 2018-19	12	52	12	100
TPA0004 -EDTPA: SECONDARY HISTORY-SOCIAL STUDIES Evaluation Systems group of Pearson All program completers, 2020-21	5			
TPA0004 -EDTPA: SECONDARY HISTORY-SOCIAL STUDIES Evaluation Systems group of Pearson All program completers, 2019-20	9			
TPA0004 -EDTPA: SECONDARY HISTORY-SOCIAL STUDIES Evaluation Systems group of Pearson All program completers, 2018-19	10	47	10	100
TPA0005 -EDTPA: SECONDARY MATHEMATICS Evaluation Systems group of Pearson All program completers, 2020-21	3			
TPA0005 -EDTPA: SECONDARY MATHEMATICS Evaluation Systems group of Pearson All program completers, 2019-20	2			
TPA0005 -EDTPA: SECONDARY MATHEMATICS Evaluation Systems group of Pearson All program completers, 2018-19	5			
TPA0006 -EDTPA: SECONDARY SCIENCE Evaluation Systems group of Pearson All program completers, 2020-21	3			
TPA0006 -EDTPA: SECONDARY SCIENCE Evaluation Systems group of Pearson All program completers, 2019-20				
TPA0006 -EDTPA: SECONDARY SCIENCE Evaluation Systems group of Pearson All program completers, 2018-19	8			
TPA0012-EDTPA: SPECIAL EDUCATION Evaluation Systems group of Pearson All program completers, 2020-21	19	46	19	100
TPA0012-EDTPA: SPECIAL EDUCATION Evaluation Systems group of Pearson All program completers, 2019-20	11	49	11	100
TPA0012-EDTPA: SPECIAL EDUCATION Evaluation Systems group of Pearson All program completers, 2018-19	16	49	16	100



Assessment code - Assessment name Test Company Group	Number taking tests	Avg. scaled score	Number passing tests	Pass rate (%)
TPA0015 -EDTPA: VISUAL ARTS Evaluation Systems group of Pearson All program completers, 2019-20	2			
TPA0015 -EDTPA: VISUAL ARTS Evaluation Systems group of Pearson All program completers, 2018-19				
TPA0020 -EDTPA: WORLD LANGUAGES Evaluation Systems group of Pearson All program completers, 2020-21	3			
TPA0020 -EDTPA: WORLD LANGUAGES Evaluation Systems group of Pearson All program completers, 2019-20				
ETS5024 -EDUCATION OF YOUNG CHILDREN Educational Testing Service (ETS) Other enrolled students	6			
ETS5024 -EDUCATION OF YOUNG CHILDREN Educational Testing Service (ETS) All program completers, 2020-21	31	172	30	97
ETS5024 -EDUCATION OF YOUNG CHILDREN Educational Testing Service (ETS) All program completers, 2019-20	34	174	34	100
ETS5024 -EDUCATION OF YOUNG CHILDREN Educational Testing Service (ETS) All program completers, 2018-19	19	171	19	100
ETS5018 -ELEM ED CONTENT KNOWLEDGE Educational Testing Service (ETS) All program completers, 2020-21	2			
ETS5018 -ELEM ED CONTENT KNOWLEDGE Educational Testing Service (ETS) All program completers, 2019-20	73	173	73	100
ETS5018 -ELEM ED CONTENT KNOWLEDGE Educational Testing Service (ETS) All program completers, 2018-19	83	174	82	99
ETS5017 -ELEM ED CURR INSTRUC ASSESSMENT Educational Testing Service (ETS) All program completers, 2020-21				
ETS5017 -ELEM ED CURR INSTRUC ASSESSMENT Educational Testing Service (ETS) All program completers, 2019-20	17	170	16	94
ETS5017 -ELEM ED CURR INSTRUC ASSESSMENT Educational Testing Service (ETS) All program completers, 2018-19	64	172	64	100
ETS5003-ELEM ED MULTI SUBJ MATHEMATICS Educational Testing Service (ETS) Other enrolled students	53	177	50	94

Assessment code - Assessment name Test Company Group	Number taking tests	Avg. scaled score	Number passing tests	Pass rate (%)
ETS5003-ELEM ED MULTI SUBJ MATHEMATICS Educational Testing Service (ETS) All program completers, 2020-21	71	176	69	97
ETS5003-ELEM ED MULTI SUBJ MATHEMATICS Educational Testing Service (ETS) All program completers, 2019-20	19	171	19	100
ETS5003-ELEM ED MULTI SUBJ MATHEMATICS Educational Testing Service (ETS) All program completers, 2018-19				
ETS5002-ELEM ED MULTI SUBJ READING LANG ARTS Educational Testing Service (ETS) Other enrolled students	50	170	45	90
ETS5002-ELEM ED MULTI SUBJ READING LANG ARTS Educational Testing Service (ETS) All program completers, 2020-21	71	168	68	96
ETS5002-ELEM ED MULTI SUBJ READING LANG ARTS Educational Testing Service (ETS) All program completers, 2019-20	19	164	18	95
ETS5002-ELEM ED MULTI SUBJ READING LANG ARTS Educational Testing Service (ETS) All program completers, 2018-19				
ETS5005-ELEM ED MULTI SUBJ SCIENCES Educational Testing Service (ETS) Other enrolled students	53	168	42	79
ETS5005-ELEM ED MULTI SUBJ SCIENCES Educational Testing Service (ETS) All program completers, 2020-21	71	170	68	96
ETS5005-ELEM ED MULTI SUBJ SCIENCES Educational Testing Service (ETS) All program completers, 2019-20	19	164	17	89
ETS5005-ELEM ED MULTI SUBJ SCIENCES Educational Testing Service (ETS) All program completers, 2018-19				
ETS5004-ELEM ED MULTI SUBJ SOCIAL STUDIES Educational Testing Service (ETS) Other enrolled students	51	163	39	76
ETS5004-ELEM ED MULTI SUBJ SOCIAL STUDIES Educational Testing Service (ETS) All program completers, 2020-21	71	164	66	93
ETS5004-ELEM ED MULTI SUBJ SOCIAL STUDIES Educational Testing Service (ETS) All program completers, 2019-20	19	161	17	89
ETS5004-ELEM ED MULTI SUBJ SOCIAL STUDIES Educational Testing Service (ETS) All program completers, 2018-19				

Assessment code - Assessment name Test Company Group	Number taking tests	Avg. scaled score	Number passing tests	Pass rate (%)
ETS5038 -ENGLISH LANGUAGE ARTS: CK Educational Testing Service (ETS) Other enrolled students	14	174	11	79
ETS5038 -ENGLISH LANGUAGE ARTS: CK Educational Testing Service (ETS) All program completers, 2020-21	14	178	13	93
ETS5038 -ENGLISH LANGUAGE ARTS: CK Educational Testing Service (ETS) All program completers, 2019-20	13	185	13	100
ETS5038 -ENGLISH LANGUAGE ARTS: CK Educational Testing Service (ETS) All program completers, 2018-19	13	179	13	100
ETS5174-FRENCH WORLD LANGUAGE Educational Testing Service (ETS) All program completers, 2020-21				
ETS5183-GERMAN WORLD LANGUAGE Educational Testing Service (ETS) Other enrolled students				
ETS5183-GERMAN WORLD LANGUAGE Educational Testing Service (ETS) All program completers, 2020-21				
ETS5931 -GOVERNMENT POLITICAL SCIENCE Educational Testing Service (ETS) Other enrolled students				
ETS5931 -GOVERNMENT POLITICAL SCIENCE Educational Testing Service (ETS) All program completers, 2019-20				
ETS5311 -LIBRARY MEDIA SPECIALIST Educational Testing Service (ETS) Other enrolled students				
ETS5311 -LIBRARY MEDIA SPECIALIST Educational Testing Service (ETS) All program completers, 2020-21	4			
ETS5311 -LIBRARY MEDIA SPECIALIST Educational Testing Service (ETS) All program completers, 2019-20	4			
ETS5311 -LIBRARY MEDIA SPECIALIST Educational Testing Service (ETS) All program completers, 2018-19	2			
ESP0304 -MATHEMATICS Evaluation Systems group of Pearson All program completers, 2020-21				
ESP0105-MATHEMATICS (MIDDLE GRADES AND EARLY SECONDARY) Evaluation Systems group of Pearson Other enrolled students				

Assessment code - Assessment name Test Company Group	Number taking tests	Avg. scaled score	Number passing tests	Pass rate (%)
ETS5161 -MATHEMATICS CONTENT KNOWLEDGE Educational Testing Service (ETS) Other enrolled students	2			
ETS5161 -MATHEMATICS CONTENT KNOWLEDGE Educational Testing Service (ETS) All program completers, 2020-21	2			
ETS5161 -MATHEMATICS CONTENT KNOWLEDGE Educational Testing Service (ETS) All program completers, 2019-20	3			
ETS5161 -MATHEMATICS CONTENT KNOWLEDGE Educational Testing Service (ETS) All program completers, 2018-19	5			
ETS5047 -MIDDLE SCHOOL ENG LANG ARTS Educational Testing Service (ETS) All program completers, 2019-20				
ETS5169 -MIDDLE SCHOOL MATHEMATICS Educational Testing Service (ETS) Other enrolled students	3			
ETS5169-MIDDLE SCHOOL MATHEMATICS Educational Testing Service (ETS) All program completers, 2020-21				
ETS5169-MIDDLE SCHOOL MATHEMATICS Educational Testing Service (ETS) All program completers, 2019-20	3			
ETS5169-MIDDLE SCHOOL MATHEMATICS Educational Testing Service (ETS) All program completers, 2018-19				
ETS5440 -MIDDLE SCHOOL SCIENCE Educational Testing Service (ETS) Other enrolled students				
ETS5440 -MIDDLE SCHOOL SCIENCE Educational Testing Service (ETS) All program completers, 2020-21				
ETS5440 -MIDDLE SCHOOL SCIENCE Educational Testing Service (ETS) All program completers, 2019-20				
ETS5440 -MIDDLE SCHOOL SCIENCE Educational Testing Service (ETS) All program completers, 2018-19				
ETS5089 -MIDDLE SCHOOL SOCIAL STUDIES Educational Testing Service (ETS) All program completers, 2018-19				
ETS5114 -MUSIC CONTENT & INSTRUCTION Educational Testing Service (ETS) All enrolled students who have completed all noncl	5			

Assessment code - Assessment name Test Company Group	Number taking tests	Avg. scaled score	Number passing tests	Pass rate (%)
ETS5114 -MUSIC CONTENT & INSTRUCTION Educational Testing Service (ETS) Other enrolled students	2			
ETS5114 -MUSIC CONTENT & INSTRUCTION Educational Testing Service (ETS) All program completers, 2020-21	10	166	8	80
ETS5114-MUSIC CONTENT & INSTRUCTION Educational Testing Service (ETS) All program completers, 2019-20	6			
ETS5114 -MUSIC CONTENT & INSTRUCTION Educational Testing Service (ETS) All program completers, 2018-19	8			
ETS5095 -PHYSICAL ED CONTENT AND DESIGN Educational Testing Service (ETS) Other enrolled students	2			
ETS5095 -PHYSICAL ED CONTENT AND DESIGN Educational Testing Service (ETS) All program completers, 2020-21	10	174	9	90
ETS5095 -PHYSICAL ED CONTENT AND DESIGN Educational Testing Service (ETS) All program completers, 2019-20	13	175	13	100
ETS5095 -PHYSICAL ED CONTENT AND DESIGN Educational Testing Service (ETS) All program completers, 2018-19	9			
ETS5265 -PHYSICS CONTENT KNOWLEDGE Educational Testing Service (ETS) Other enrolled students				
ETS5265 -PHYSICS CONTENT KNOWLEDGE Educational Testing Service (ETS) All program completers, 2018-19				
ETS5623 -PRINC LEARNING AND TEACHING 5-9 Educational Testing Service (ETS) All program completers, 2018-19	2			
ETS5624-PRINC LEARNING AND TEACHING 7-12 Educational Testing Service (ETS) Other enrolled students	2			
ETS5624-PRINC LEARNING AND TEACHING 7-12 Educational Testing Service (ETS) All program completers, 2019-20	2			
ETS5624-PRINC LEARNING AND TEACHING 7-12 Educational Testing Service (ETS) All program completers, 2018-19	6			
ETS5621 -PRINC LEARNING AND TEACHING EARLY CHILD Educational Testing Service (ETS) Other enrolled students				

Assessment code - Assessment name Test Company Group	Number taking tests	Avg. scaled score	Number passing tests	Pass rate (%)
ETS5621 -PRINC LEARNING AND TEACHING EARLY CHILD Educational Testing Service (ETS) All program completers, 2020-21				
ETS5621 -PRINC LEARNING AND TEACHING EARLY CHILD Educational Testing Service (ETS) All program completers, 2019-20	3			
ETS5621 -PRINC LEARNING AND TEACHING EARLY CHILD Educational Testing Service (ETS) All program completers, 2018-19	4			
ETS5622 -PRINC LEARNING AND TEACHING K-6 Educational Testing Service (ETS) All program completers, 2020-21				
ETS5622 -PRINC LEARNING AND TEACHING K-6 Educational Testing Service (ETS) All program completers, 2019-20	2			
ETS5622 -PRINC LEARNING AND TEACHING K-6 Educational Testing Service (ETS) All program completers, 2018-19	9			
ETS5543 -SE CK AND MILD TO MODERATE APPL Educational Testing Service (ETS) All enrolled students who have completed all noncl				
ETS5543 -SE CK AND MILD TO MODERATE APPL Educational Testing Service (ETS) Other enrolled students	4			
ETS5543 -SE CK AND MILD TO MODERATE APPL Educational Testing Service (ETS) All program completers, 2020-21	16	171	16	100
ETS5543 -SE CK AND MILD TO MODERATE APPL Educational Testing Service (ETS) All program completers, 2019-20	3			
ETS5543 -SE CK AND MILD TO MODERATE APPL Educational Testing Service (ETS) All program completers, 2018-19	9			
ETS5545 -SE CK AND SEVERE TO PROF APPL Educational Testing Service (ETS) Other enrolled students	5			
ETS5545 -SE CK AND SEVERE TO PROF APPL Educational Testing Service (ETS) All program completers, 2020-21	2			
ETS5545 -SE CK AND SEVERE TO PROF APPL Educational Testing Service (ETS) All program completers, 2019-20	8			
ETS5545 -SE CK AND SEVERE TO PROF APPL Educational Testing Service (ETS) All program completers, 2018-19	9			

Assessment code - Assessment name Test Company Group	Number taking tests	Avg. scaled score	Number passing tests	Pass rate (%)
ETS5354 -SE CORE KNOWLEDGE & APPLICATIONS Educational Testing Service (ETS) All enrolled students who have completed all noncl				
ETS5354 -SE CORE KNOWLEDGE & APPLICATIONS Educational Testing Service (ETS) Other enrolled students				
ETS5354 -SE CORE KNOWLEDGE & APPLICATIONS Educational Testing Service (ETS) All program completers, 2019-20				
ETS5691 -SE: PRESCHOOL EARLY CHILDHOOD Educational Testing Service (ETS) All enrolled students who have completed all noncl				
ETS5691 -SE: PRESCHOOL EARLY CHILDHOOD Educational Testing Service (ETS) All program completers, 2019-20				
ETS5195 -SPANISH WORLD LANGUAGE Educational Testing Service (ETS) All program completers, 2020-21				
ETS5195 -SPANISH WORLD LANGUAGE Educational Testing Service (ETS) All program completers, 2019-20				
ETS5195-SPANISH WORLD LANGUAGE Educational Testing Service (ETS) All program completers, 2018-19				
ETS5203 -TEACHING READING: ELEM EDUCATION Educational Testing Service (ETS) Other enrolled students				
ETS5203 -TEACHING READING: ELEM EDUCATION Educational Testing Service (ETS) All program completers, 2020-21	49	176	49	100
ETS5203 -TEACHING READING: ELEM EDUCATION Educational Testing Service (ETS) All program completers, 2019-20	117	174	117	100
ETS5203 -TEACHING READING: ELEM EDUCATION Educational Testing Service (ETS) All program completers, 2018-19	103	174	103	100
ETS5205 -TEACHING READING: ELEMENTARY Educational Testing Service (ETS) All enrolled students who have completed all noncl	2			
ETS5205 -TEACHING READING: ELEMENTARY Educational Testing Service (ETS) Other enrolled students	55	164	35	64
ETS5205 -TEACHING READING: ELEMENTARY Educational Testing Service (ETS) All program completers, 2020-21	75	166	67	89

Assessment code - Assessment name Test Company Group	Number taking tests	Avg. scaled score	Number passing tests	Pass rate (%)
ETS5051 -TECHNOLOGY EDUCATION Educational Testing Service (ETS) All program completers, 2019-20				
ETS5641 -THEATRE Educational Testing Service (ETS) Other enrolled students				
ETS5941 -WORLD AND U.S. HISTORY CK Educational Testing Service (ETS) Other enrolled students	8			
ETS5941 -WORLD AND U.S. HISTORY CK Educational Testing Service (ETS) All program completers, 2020-21	5			
ETS5941 -WORLD AND U.S. HISTORY CK Educational Testing Service (ETS) All program completers, 2019-20	8			
ETS5941 -WORLD AND U.S. HISTORY CK Educational Testing Service (ETS) All program completers, 2018-19	9			



We are aware that PDF downloads are currently unavailable. We apologize for the inconvenience and are working to correct the issue.



East Tennessee State University  
Traditional Report AY 2020-21  
Tennessee

100% COMPLETE  
STATUS: IN PROGRESS

## SECTION III: PROGRAM PASS RATES

### Summary Pass Rates

The pass rates table is populated from files provided by the testing company or state. The table provides information on the performance of the students in your teacher preparation program on each teacher credential assessment used by your state. In cases where a student has taken a given assessment more than once, the highest score on that test is used. In the case of a teacher preparation program with fewer than 10 scores reported on any single initial teacher credential assessment during an academic year, the program shall collect and publish information with respect to an average pass rate and scaled score on each state credential assessment taken over a three-year period. ([§205\(a\)\(1\)\(B\)](#))

Please note that this page does not have an edit feature as the pass rates have already been through several rounds of verification. If you identify an error, please contact RTI's Title II Support Center and your testing company representative.

Key terms in this section are listed below. Click on the link to view the definition(s) in the glossary.

- [Pass rate](#)
- [Scaled score](#)
- [Teacher credential assessment](#)

THIS PAGE INCLUDES:

» [Summary Pass Rates](#)

### Summary Pass Rates

Group	Number taking tests	Number passing tests	Pass rate (%)
All program completers, 2020-21	176	158	90

Group	Number taking tests	Number passing tests	Pass rate (%)
All program completers, 2019-20	170	167	98
All program completers, 2018-19	159	157	99

We are aware that PDF downloads are currently unavailable. We apologize for the inconvenience and are working to correct the issue.



East Tennessee State University  
Traditional Report AY 2020-21  
Tennessee



100% COMPLETE

STATUS: IN PROGRESS

SECTION IV: LOW-PERFORMING

## Low-Performing

Provide the following information about the approval or accreditation of your teacher preparation program.

(§205(a)(1)(D), §205(a)(1)(E))

THIS PAGE INCLUDES:

» [Low-Performing](#)

## Low-Performing

1. Is your teacher preparation program currently approved or accredited?

- ☐ Yes
- ☐ No

If yes, please specify the organization(s) that approved or accredited your program:

State

CAEP

AAQEP

Other specify:

SACSCOC, NCATE, CACREP

2. Is your teacher preparation program currently under a designation as "low-performing" by the state?

- ☐ Yes
- ☒ No

We are aware that PDF downloads are currently unavailable. We apologize for the inconvenience and are working to correct the issue.



East Tennessee State University  
Traditional Report AY 2020-21  
Tennessee

100% COMPLETE  
STATUS: IN PROGRESS

SECTION V: USE OF TECHNOLOGY

## Use of Technology

On this page, review the questions regarding your program's use of technology. If you submitted an !PRC last year, this section is pre-loaded from your prior year's report; please review and update as necessary.

After reviewing and updating as necessary, save the page using the floating save box at the bottom of the page.

THIS PAGE INCLUDES:

>> [Use of Technology](#)

## Use of Technology

1. Provide the following information about the use of technology in your teacher preparation program. Please note that choosing 'yes' indicates that your teacher preparation program would be able to provide evidence upon request. (§205(a)(1)(E))

Does your program prepare teachers to:

a. integrate technology effectively into curricula and instruction

- Yes
- No

b. use technology effectively to collect data to improve teaching and learning

- Yes
- No

c. use technology effectively to manage data to improve teaching and learning

- Yes
- No

d. use technology effectively to analyze data to improve teaching and learning

- Yes
- No

2. Provide a description of the evidence that your program uses to show that it prepares teachers to integrate technology effectively into curricula and instruction, and to use technology effectively to collect, manage, and analyze data in order to improve teaching and learning for the purpose of increasing student academic

**achievement. Include a description of the evidence your program uses to show that it prepares teachers to use the principles of universal design for learning, as applicable. Include planning activities and a timeline if any of the four elements listed above are not currently in place.**

Candidates in teacher preparation programs are required to successfully complete a program-specific course in instructional technology prior to their residency year. The coursework includes the development of student-centered, technology integrated activities and assessments in traditional and virtual environments, as well as the use of applications to collect, analyze, and present student performance data. Mastery of these skills is demonstrated in the capstone project of their residency year (edTPA) which requires candidates to teach technology integrated lessons, collect student performance data, display that data in the form of charts and graphs, and reflect on the analysis of the data to improve teaching and learning.

Candidates also use video recordings of their practice to reflect on their development and determine the impact on student learning to help plan for future lessons. All teacher candidates are evaluated on their technology skills during the residency year as part of their lesson planning and teaching skill assessment requirements.

We are aware that PDF downloads are currently unavailable. We apologize for the inconvenience and are working to correct the issue.



East Tennessee State University  
Traditional Report AY 2020-21  
Tennessee

100% COMPLETE  
STATUS: IN PROGRESS

## SECTION VI: TEACHER TRAINING

### Teacher Training

Provide the following information about your teacher preparation program. ([§205\(a\)\(1\)\(G\)](#))

THIS PAGE INCLUDES:

» [Teacher Training](#)

### Teacher Training

#### 1. Provide a description of the activities that prepare general education teachers to:

##### a. Teach students with disabilities effectively

Students preparing as general education teachers enroll in program specific courses designed to enhance their knowledge about special education and individuals with disabilities. Major topics include a history and overview of special education in the United States, laws associated with special education, individualized education programming, family and professional partnerships, and diversity in education. Students preparing as physical education teachers also examine the areas of adapted physical education, adapted sports, and related areas of intervention and special education. Upon successful completion of these courses, students are able to:

- Analyze current legislation pertaining to special education, including service delivery options, assessment procedures, development of individualized educational programs, and safeguards for parents and teachers
- Assess and evaluate the importance of language and cultural differences on the academic, emotional, and social development of students with disabilities.
- Ascertain the contributions of families and caregivers in the education of students with exceptionalities.
- Evaluate professionals that provide special education or related services
- Demonstrate knowledge of the relationship of special education to other educational programs/professionals.

Students preparing as physical education teachers are also able to:

- Identify individual needs based on the status of perceptual-motor behavior and developmental levels
- Be familiar with terminology used in adapted physical education and adapted sports
- Possess general knowledge about ability levels of persons with disabilities

##### b. Participate as a member of individualized education program teams, as defined in section 614(d)(1)(B) of the *Individuals with Disabilities Education Act*.

General education students taking SPED 2300, Exceptional Learners in Schools and Communities, or SPED 5500, History, Issues and Trends in Educating Exceptional Learners, analyze and synthesize current legislation pertaining to special education, including service delivery options, assessment procedures, development of individualized educational programs, and safeguards for parents and teachers. Students in the physical education program take PEXS 4250, Adapted Physical Education: a study of the legal, medical, and educational bases for physical activity programs for individuals with disabilities, with emphasis on evaluation, placement, and instruction.

**c. Effectively teach students who are limited English proficient.**

Through participation in program specific courses, students preparing as general education teachers gain an understanding of the importance of language and cultural differences on the academic, emotional, and social development of students, including those with disabilities.

**2. Does your program prepare special education teachers?**

- **Yes**
- No**

**If yes, provide a description of the activities that prepare *special education teachers* to:**

**a. Teach students with disabilities effectively**

All special education teachers complete a carefully designed sequence of courses in evidence- and researched-based methods for teaching students with disabilities. The coursework addresses the Council for Exceptional Children's standards for Initial Special Education Teacher Preparation and other state specified standards.

**b. Participate as a member of individualized education program teams, as defined in section 614(d)(1)(B) of the *Individuals with Disabilities Education Act*.**

Special education teachers complete coursework that includes training for the development of individualized education programs for K-12 learners with a variety of exceptional learning needs through use of various methods and materials used to assess student performance to aid in the development of measurable goals, objectives, accommodations, and modifications that are in accordance with due process and the laws of the Individuals with Disabilities Education Improvement Act, IDEIA (2004).

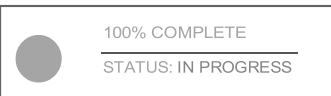
**c. Effectively teach students who are limited English proficient.**

Culturally responsive teaching strategies are integrated across the candidates' program of study to prepare the candidates for working with diverse populations. One requirement of the special education program is successful completion the edTPA, a nationally normed performance assessment that requires teacher candidates to plan, teach, and assess all students, including those with English language proficiency challenges and disabilities.

We are aware that PDF downloads are currently unavailable. We apologize for the inconvenience and are working to correct the issue.



East Tennessee State University  
Traditional Report AY 2020-21  
Tennessee



## Contextual Information

On this page, review the contextual information about your program. If you submitted an IPRC last year, this section is pre-loaded from your prior year's report; please review and update as necessary.

After reviewing and updating as necessary, save the page using the floating save box at the bottom of the page.

THIS PAGE INCLUDES:

» [Contextual Information](#)

## Contextual Information

**Please use this space to provide any additional information that describes your teacher preparation program(s). You may also attach information to this report card (see below). The U.S. Department of Education is especially interested in any evaluation plans or interim or final reports that may be available.**

In the fall 2021 semester, the Elementary Education program implemented their redesigned program. The new program provides a pathway to ESL licensure along with additional opportunities for students to explore the content knowledge needed for a robust understanding of the subject areas in the elementary classroom. We recognized that many pre-service teacher candidates lack the necessary background knowledge in elementary subjects and struggle to pass the licensure exam that assesses content knowledge. This is demonstrated by the Assessment Pass Rates for Elementary Education program completers in 2019-20 and 2020-21. The 2019-20 and 2020-21 lower pass rates for our programs may also be attributed to the COVID-19 Public Health Emergency and the closure of testing centers across the state. The Elementary Education K-5 program offered several new courses to provide students with additional opportunities to explore the content knowledge of elementary subjects using a culturally responsive framework. New courses include CUA1 3100, Teaching Elementary Mathematics to Diverse Learners; CUA1 3200, Content & Curriculum for Elementary Social Studies; READ 3300, Foundations of Language and Literacy; READ 3400, Application of Literacy in Elementary Classrooms; READ 3500, Differentiated Language and Literacy Instruction; and READ 4300, Language and Literacy Instruction in Diverse Classrooms. Revised courses include CUA1 3510, Planning and Assessing for Student Learning; READ 3400, Application of Literacy in Elementary Classrooms; READ 3500, Differentiated Language and Literacy Instruction; READ 4300, Language and Literacy Instruction in Diverse Classrooms; and SCED 3100, Elementary Science: Context and Community. Program faculty continue to monitor how these new courses will impact students' scores on the Praxis Content Knowledge Exam.

## Supporting Files

No files have been provided.



You may upload files to be included with your report card. You should only upload **PDF** or Microsoft Word or Excel files. These files will be listed as links in your report card. Upload files in the order that you'd like them to appear.