

East Tennessee State University

1276 Gilbreath Dr, Johnson City, TN

<https://www.etsu.edu/coe/>

Select a Page to View

About this Provider

The Clemmer College of Education and Human Development at East Tennessee State University is home to programs of study that focus on improving the quality of life of the region and beyond through teaching and learning, physical and mental health, and leadership management. Our academic programs, K-12 laboratory school, and four research and practice Centers (Community College Leadership, Early Childhood Learning & Development, STEM Education, and Sport Science & Coach Education) all provide opportunities for research and professional outreach. Collectively we serve to facilitate the potential of individuals and communities. Clemmer College ExCELS - Excellence in Counseling, Education, Leadership, and Sport.

East Tennessee State University has a student population of 14,500, including undergraduate, graduate, and professional students. The institution was chartered in 1909 as East Tennessee State Normal School and became East Tennessee State Teachers College in 1925. This long history of preparing teachers for the classroom continues today with programs offered online, at the main Johnson City campus and in Kingsport and Sevierville. The Clemmer College of Education and Human Development offers 31 teacher licensure programs as well as undergraduate and graduate degrees in the departments of Educational Leadership and Policy Analysis, Curriculum and Instruction, Educational Foundations and Special Education, and Early Childhood Education. The College also recommends candidates for licensure who have graduated from degree programs for school services personnel endorsements. Students in teacher education programs are immersed in PreK-12 classrooms throughout their four-year college experience and complete a year-long clinical residency in public school classrooms. Each teacher candidate seeking initial licensure as a teacher in Tennessee completes a performance-based subject-specific assessment that measures skills and knowledge that all teachers must master in order to be effective.

Provider Type

Public

Program Types Offered

Baccalaureate

Post-Baccalaureate

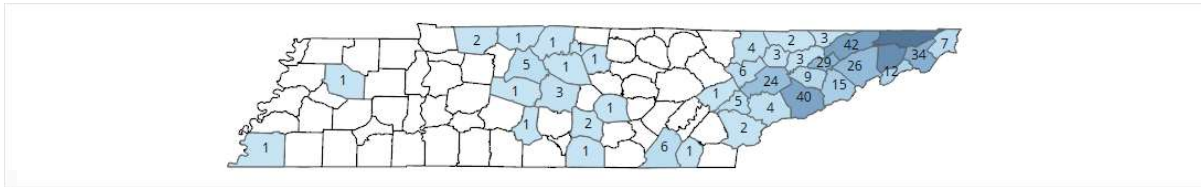
Occupational

Endorsement Areas Offered

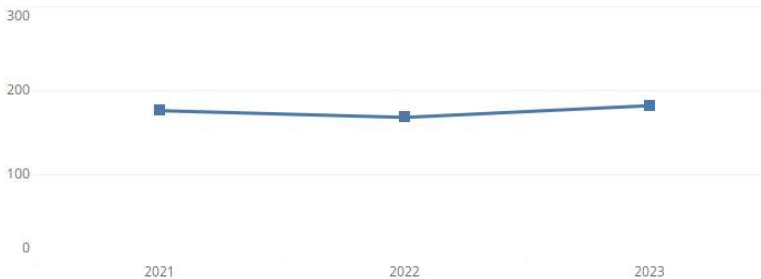
- Automotive
- Aviation Ground School
- Aviation Maintenance
- Barbering
- Biology
- Broadcasting
- Carpentry
- Chemistry
- Collision Repair

Teacher Placement Across Tennessee

The map below shows where this provider's cohort members are employed in Tennessee. Click [here](#) for more details.



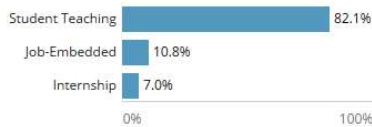
Cohort Members per Year



N-Size: 526

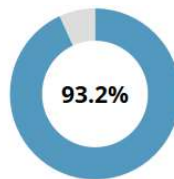
What is this metric?
This metric indicates the number of cohort members in each of the three years included in this report card.

Clinical Practice Type



What is this metric?
This metric reports the breakdown of cohort members based on the type of clinical practice they completed during their program.

Candidates In-State



N-Size: 526

What is this metric?
This metric indicates the percentage of cohort members who report Tennessee as their state of residence.

Foundational Literacy Standards Review

Meets Expectations

What is this metric?
The Tennessee Department of Education reviews each educator preparation provider's implementation of instruction aligned with Tennessee's foundational literacy skills standards. This metric reports the results of that review.

East Tennessee State University

1276 Gilbreath Dr, Johnson City, TN

<https://www.etsu.edu/coe/>

Select a Page to View

Overview

Performance

This is a measure of an EPP's performance in the four scored domains on the Report Card: Candidate Profile, Employment, Provider Impact, and Candidate Assessment.

Overall Rating

Meets Expectations

What does this mean?
 "Does Not Meet Expectations" means the provider received less than 40% of possible points. "Meets Expectations" means the provider received 40-74.9% of possible points. "Exceeds Expectations" means the provider received 75% or more of possible points.

Why is this important?
 Overall Performance indicates how well a provider is doing in the State Board's key priority areas for preparing educators: recruiting strong, diverse candidates to teach in the areas of greatest need; preparing candidates for employment in Tennessee public schools; and preparing candidates to effectively support student learning.

Domains

The metrics in the Report Card are divided into five domains. Four domains are scored and one is unscored.

<p>Candidate Profile</p> <p style="text-align: center;">Does Not Meet Expectations</p> <p>What does this mean? The Candidate Profile domain evaluates the provider's ability to recruit a strong, diverse cohort of candidates and prepare them to teach in the content areas of greatest need.</p>	<p>Employment</p> <p style="text-align: center;">Exceeds Expectations</p> <p>What does this mean? The Employment domain evaluates a provider's performance in preparing educators to begin and remain teaching in Tennessee public schools.</p>	<p>Provider Impact</p> <p style="text-align: center;">Meets Expectations</p> <p>What does this mean? The Provider Impact domain reports on the effectiveness of a provider's cohort members in Tennessee public school classrooms.</p>
<p>Candidate Assessment</p> <p style="text-align: center;">Exceeds Expectations</p> <p>What does this mean? The Candidate Assessment domain evaluates a provider's performance in preparing candidates to pass the pedagogical and content-area assessments required to obtain a Tennessee teaching license.</p>	<p>Satisfaction</p> <p style="text-align: center;">This domain is unscored</p> <p>What does this mean? The Satisfaction domain reports how well cohort members feel that their preparation program prepared them for teaching.</p>	

East Tennessee State University

1276 Gilbreath Dr, Johnson City, TN

<https://www.etsu.edu/coe/>

Select a Page to View

Candidate Profile

Candidate Profile

The Candidate Profile domain evaluates the provider's ability to recruit a strong, diverse cohort of candidates and prepare them to teach in the content areas of greatest need.

Performance

Does Not Meet Expectations

What does this mean?
"Does Not Meet Expectations" means the provider received less than 50% of possible points. "Meets Expectations" means the provider received 50-74.9% of possible points. "Exceeds Expectations" means the provider received 75% or more of possible points.

Why is this important?
EPPs play a critical role in diversifying Tennessee's teaching workforce and ensuring that enough teachers are trained in high-demand subject areas.

Cohort Members by Race

Race	Percentage
American Indian or Alaska Native	0.0%
Asian	0.6%
Black	0.8%
Hispanic	2.3%
Native Hawaiian or Other Pacific Islander	0.0%
Two or More Races	1.5%
White	94.9%

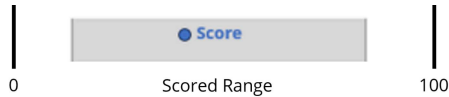
What does this mean?
This metric shows the racial and ethnic composition of the three-year cohort.

Why is this important?
Research indicates that a racially and ethnically diverse teaching force can have a variety of positive impacts on students.

Metrics

This domain includes two scored metrics

(No data is shown for metrics with an n-size smaller than 10.)



EPPs above the scored range receive the maximum points possible. EPPs within the scored range receive partial points. EPPs below the scored range receive zero points.

Percentage of Racially Diverse Cohort Members

State Average: 16.2
N-Size: 526

What is this metric?
This metric reports the percentage of cohort members who reported having a racially or ethnically diverse background.

What does this mean?
The score of 5.1 earned this EPP 1.50 out of 10 points possible.

Percentage of High-Demand Endorsements

State Average: 29.5
N-Size: 492

What is this metric?
This measure reports the percentage of cohort members who earned endorsements in the areas of English as a Second Language, Secondary Math (6-10 or 6-12), Secondary Science (Biology, Chemistry, or Physics), Spanish, and Special Education (Modified, Comprehensive, or Interventionist).

What does this mean?
The score of 22.0 earned this EPP 4.00 out of 10 points possible.

[View disaggregations](#)

East Tennessee State University

1276 Gilbreath Dr, Johnson City, TN

<https://www.etsu.edu/coe/>

Select a Page to View

Employment

Employment

The Employment domain evaluates a provider's performance in preparing educators to begin and remain teaching in Tennessee public schools. Educators who are teaching in private schools or in another state are not captured in this domain.

Performance

Exceeds Expectations

What does this mean?
"Does Not Meet Expectations" means the provider received less than 50% of possible points. "Meets Expectations" means the provider received 50-74.9% of possible points. "Exceeds Expectations" means the provider received 75% or more of possible points.

Why is this important?
Teacher retention is important because teachers become more effective as they gain experience. Retaining more teachers also helps to alleviate teacher shortages.


Employment by Locale Type

Locale Type	Percentage
Urban	29.10%
Suburban	25.80%
Town	7.30%
Rural	37.80%

What does this mean?
This chart reports the percentage of cohort members employed in urban, suburban, town, and rural school districts in Tennessee.

Metrics

This domain includes two scored metrics and one unscored metric.
(No data is shown for metrics with an n-size smaller than 10.)



EPPs above the scored range receive the maximum points possible. EPPs within the scored range receive partial points. EPPs below the scored range receive zero points.

Rate of First-Year Employment in Tennessee Public Schools

Entity	Percentage
East Tennessee State University	77.0%
State Average	82.7%

N-Size: 526

What is this metric?
This metric reports the percentage of cohort members who were employed in Tennessee public schools within one year of completing their preparation program or within one year of enrolling in a job-embedded program.

This metric is unscored

Second Year Retention Rate

State Average: 93.6
N-Size: 278

What is this metric?
This metric reports the percentage of first-year employed cohort members who remain teaching in Tennessee public schools for a second year.

What does this mean?
The score of **95.7** earned this EPP **9.00** out of 9 points possible.

Third Year Retention Rate

State Average: 82.6
N-Size: 140

What is this metric?
This metric reports the percentage of first-year employed cohort members who remain teaching in Tennessee public schools for three years.

What does this mean?
The score of **87.9** earned this EPP **5.50** out of 6 points possible.

East Tennessee State University

1276 Gilbreath Dr, Johnson City, TN

<https://www.etsu.edu/coe/>

Select a Page to View

Provider Impact

Provider Impact

The Provider Impact domain reports the evaluation scores of a provider's cohort members who are teaching in Tennessee public schools. [Teacher evaluation](#) in Tennessee consists of multiple metrics, including classroom observations by trained evaluators and measures of teachers' impact on students' learning.

Performance

Meets Expectations

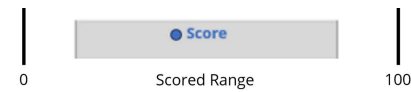
What does this mean?
"Does Not Meet Expectations" means the provider received less than 50% of possible points. "Meets Expectations" means the provider received 50-74.9% of possible points. "Exceeds Expectations" means the provider received 75% or more of possible points.

Why is this important?
Teachers are the most important in-school factor contributing to students' success.

Metrics

This domain includes four scored metrics and two unscored metrics.

(No data is shown for metrics with an n-size smaller than 10.)



EPPs above the scored range receive the maximum points possible. EPPs within the scored range receive partial points. EPPs below the scored range receive zero points.

Percentage of Cohort Members whose Classroom Observation Scores are Level 3 or Above

Score: 97.0

State Average: 96
N-Size: 740

What is this metric?
This metric reports the percentage of cohort members' observation scores that are 3 ("At Expectations") or higher on a scale of 1-5.

What does this mean?
The score of 97.0 earned this EPP 9.00 out of 9 points possible.

[View Disaggregations](#)

Percentage of Cohort Members whose Classroom Observation Scores are Level 4 or Above

Score: 66.9

State Average: 63.9
N-Size: 740

What is this metric?
This metric reports the percentage of cohort members' observation scores that are 4 ("Above Expectations") or higher on a scale of 1-5.

What does this mean?
The score of 66.9 earned this EPP 5.40 out of 6 points possible.

[View Disaggregations](#)

Percentage of Cohort Members whose Student Growth (TVAAS) Scores are Level 3 or Above

Score: 52.6

State Average: 59.1
N-Size: 133

What is this metric?
This metric reports the percentage of cohort members who earned a student growth (TVAAS) score of at least a 3 ("At Expectations") on a scale of 1-5. Only cohort members who teach a grade or subject that has a state assessment receive TVAAS scores. For most EPPs, this includes 25-50% of cohort members.

What does this mean?
The score of 52.6 earned this EPP 6.30 out of 15 points possible.

[View Disaggregations](#)

Percentage of Cohort Members whose Student Growth (TVAAS) Scores are Level 4 or Above

Score: 21.8

State Average: 24.5
N-Size: 133

What is this metric?
This metric reports the percentage of cohort members who earned a student growth (TVAAS) score of at least a 4 ("Above Expectations") on a scale of 1-5. Only cohort members who teach a grade or subject that has a state assessment receive TVAAS scores. For most EPPs, this includes 25-50% of cohort members.

What does this mean?
The score of 22 earned this EPP 5.90 out of 10 points possible.

[View Disaggregations](#)

Percentage of Cohort Members whose LOE Scores are Level 3 or Above

East Tennessee State University: 90.7%

State Average: 89.4%

N-Size: 713

What is this metric?
This metric reports the percentage of cohort members' level of overall effectiveness (LOE) scores that are 3 ("At Expectations") or higher on a scale of 1-5. LOE includes all components of a teacher's annual evaluation required by state law and policy.

This metric is unscored.

Percentage of Cohort Members whose LOE Scores are Level 4 or Above

East Tennessee State University: 63.7%

State Average: 61.6%

N-Size: 713

What is this metric?
This metric reports the percentage of cohort members' level of overall effectiveness (LOE) scores that are 4 ("Above Expectations") or higher on a scale of 1-5. LOE includes all components of a teacher's annual evaluation required by state law and policy.

This metric is unscored.

East Tennessee State University

1276 Gilbreath Dr, Johnson City, TN

<https://www.etsu.edu/coe/>

Select a Page to View

Candidate Assessment

Candidate Assessment

The Candidate Assessment domain evaluates a provider's performance in preparing candidates to pass the pedagogical and content-area assessments required to obtain a Tennessee teaching license.

Performance

Exceeds Expectations

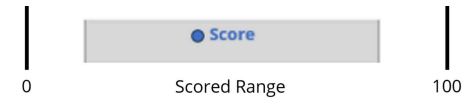
What does this mean?
 "Does Not Meet Expectations" means the provider received less than 50% of possible points. "Meets Expectations" means the provider received 50-74.9% of possible points. "Exceeds Expectations" means the provider received 75% or more of possible points.

Why is this important?
 Candidate assessments help ensure that new teachers enter the classroom with the knowledge and skills they need to be successful. EPPs play a key role in preparing candidates for these assessments.

Metrics

This domain includes two scored metrics and one unscored metric.

(No data is shown for metrics with an n-size smaller than 10.)



EPPs above the scored range receive the maximum points possible. EPPs within the scored range receive partial points. EPPs below the scored range receive zero points.

<p>Pedagogical Assessment Pass Rate</p> <p>0% 99.4% 100%</p> <p>State Average: 97.3 N-Size: 476</p> <p>What is this metric? This metric reports the percentage of cohort members who passed either the Praxis Principles of Learning and Teaching (PLT) assessment or the edTPA assessment within two attempts. As of June 1, 2023, pedagogical assessments are no longer required for teacher candidates completing job-embedded clinical practice.</p> <p>What does this mean? The score of 99.4 earned this EPP 8.40 out of 9 points possible.</p> <p style="text-align: center; color: blue;">View Disaggregations</p>	<p>Content Assessment Pass Rate</p> <p>0% 87.1% 95% 100%</p> <p>State Average: 88.4 N-Size: 941</p> <p>What is this metric? This metric reports the percentage of cohort members who passed the content assessments required for their endorsement area(s) within two attempts. This includes both subject-area assessments, which measure cohort members' knowledge of the subject they will be teaching, and literacy assessments, which measure cohort members' knowledge about teaching reading.</p> <p>What does this mean? The score of 87.1 earned this EPP 2.90 out of 6 points possible.</p> <p style="text-align: center; color: blue;">View Disaggregations</p>	<p>Tennessee Early Literacy Assessment First-Time Pass Rate</p> <table style="margin-left: auto; margin-right: auto;"> <tr> <td>East Tennessee State University</td> <td style="text-align: right;">43.6%</td> </tr> <tr> <td>State Average</td> <td style="text-align: right;">39.2%</td> </tr> </table> <p>0% 100%</p> <p>N-Size:</p> <p>What is this metric? This metric reports the percentage of cohort members who passed the Tennessee Early Literacy Assessment (TELA) on their first attempt. This assessment is only required for certain candidates seeking to teach in grades K-3.</p> <p>This metric is unscored.</p>	East Tennessee State University	43.6%	State Average	39.2%
East Tennessee State University	43.6%					
State Average	39.2%					

East Tennessee State University

1276 Gilbreath Dr, Johnson City, TN

<https://www.etsu.edu/coe/>

Select a Page to View

Satisfaction

Satisfaction

The Satisfaction domain reports how well cohort members feel that their preparation program prepared them for teaching. Data for this domain come from the annual [Tennessee Educator Survey](#).

Metrics

This domain includes three unscored metrics.

(No data is shown for metrics with an n-size smaller than 10.)

