

East Tennessee State University

1276 Gilbreath Dr, Johnson City, TN

<https://www.etsu.edu/coe/>



Select a Page to View

Employment

Employment

The Employment domain evaluates a provider's performance in preparing educators to begin and remain teaching in Tennessee public schools. Educators who are teaching in private schools or in another state are not captured in this domain.

Performance

Exceeds Expectations

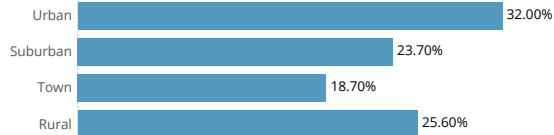
What does this mean?

"Does Not Meet Expectations" means the provider received less than 50% of possible points. "Meets Expectations" means the provider received 50-74.9% of possible points. "Exceeds Expectations" means the provider received 75% or more of possible points.

Why is this important?

Teacher retention is important because teachers become more effective as they gain experience. Retaining more teachers also helps to alleviate teacher shortages.

Employment by Locale Type

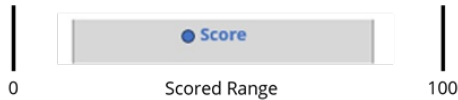


What does this mean?

This chart reports the percentage of cohort members employed in urban, suburban, town, and rural school districts in Tennessee.

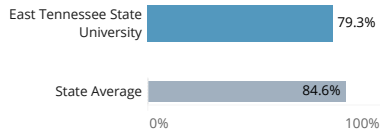
Metrics

This domain includes two scored metrics and one unscored metric.
(No data is shown for metrics with an n-size smaller than 10.)



EPPs above the scored range receive the maximum points possible. EPPs within the scored range receive partial points. EPPs below the scored range receive zero points.

Rate of First-Year Employment in Tennessee Public Schools



N-Size: 517

What is this metric?

This metric reports the percentage of cohort members who were employed in Tennessee public schools within one year of completing their preparation program or within one year of enrolling in a job-embedded program.

This metric is unscored

Second Year Retention Rate



State Average: 94.2

N-Size: 320

What is this metric?

This metric reports the percentage of first-year employed cohort members who remain teaching in Tennessee public schools for a second year.

What does this mean?

The score of **92.5** earned this EPP **6.80** out of 9 points possible.

Third Year Retention Rate



State Average: 85.1

N-Size: 137

What is this metric?

This metric reports the percentage of first-year employed cohort members who remain teaching in Tennessee public schools for three years.

What does this mean?

The score of **89.8** earned this EPP **5.90** out of 6 points possible.