

Provider Impact

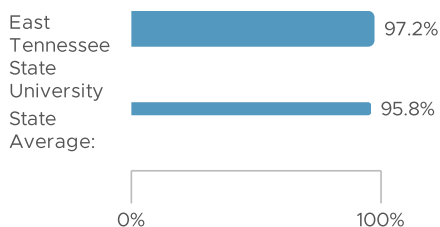
The Provider Impact domain reports on the effectiveness of a provider's cohort members in Tennessee public school classrooms.

Provider Impact is unscored this year.

Due to the COVID-19 public health emergency and related school closures, no teacher evaluation data is available from the 2019-20 school year. The evaluation data shown below is from the 2018-19, 2020-21, and 2021-22 school years. This data is provided for informational purposes, but EPPs will not receive a rating or score based on it.

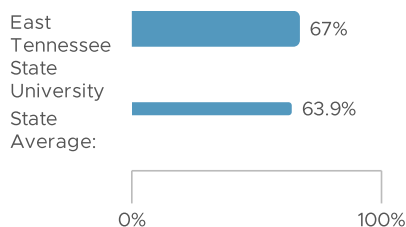
Under state law, teachers had the opportunity to nullify their evaluation score for the 2020-21 school year due to COVID-related challenges. The scores of teachers who chose to nullify are not included in the Report Card.

Percentage of Cohort Members whose Classroom Observation Scores are Level 3 or Above



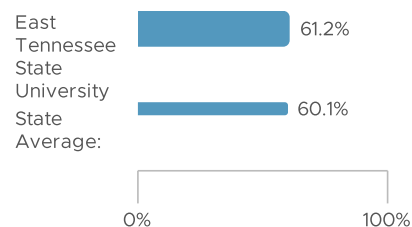
This metric is unscored

Percentage of Cohort Members whose Classroom Observation Scores are Level 4 or Above



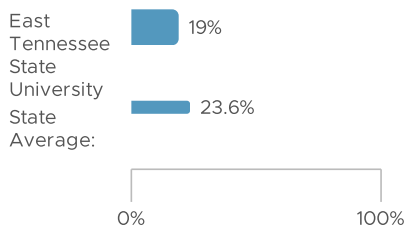
This metric is unscored

Percentage of Cohort Members whose Student Growth (TVAAS) Scores are Level 3 or Above



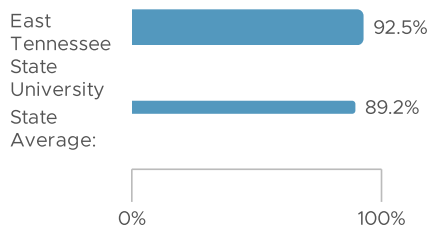
This metric is unscored

Percentage of Cohort Members whose Student Growth (TVAAS) Scores are Level 4 or Above



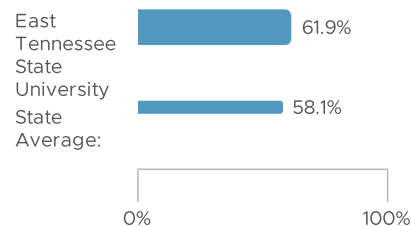
This metric is unscored

Percentage of Cohort Members whose LOE Scores are Level 3 or Above



This metric is unscored

Percentage of Cohort Members whose LOE Scores are Level 4 or Above



This metric is unscored