

Student Information for All Compile information from student applications, student records, and other program files into the appropriate column on this tab. Please review instructions at the top of each column before entering data.

Identify a consistent naming system that aligns with your program needs.

This tab will be used for all students who submitted an application. Differentiate between applicants and participants below by spelling out the word for the applicable designation.

List the name of the student's school district, such as the local education agency (LEA) or state special school.

If student does not attend a Tennessee public school, indicate the type of school using "private", "home school," or "other". If other, provide short descriptor.

Write out each student's school completely.

Select the grand division where each student's school is located using the drop-down menu.

Indicate each student's high school elective focus area. Students attending a public high school in Tennessee are required to complete an elective focus of three elective credits.

Select the grade level in which each student will be enrolled during the fall semester of 2018.

Enter each student's high school average (GPA) as reported on the application.

Select each student's gender using the drop-down menu.

Student Identifier	Applicant or Participant?	School District	School Type	High School	Grand Division (if known)	Elective Focus Area (if applicable)*	Grade Entering	GPA	Gender
<i>Ex: 1020304</i>		<i>Metro Nashville Public Schools Private Homeschool</i>	<i>Public Schools Private Homeschool</i>	<i>Correct: Tennessee High School Incorrect: Tennessee HS</i>	<i>East, Middle, West</i>	<i>Math and Science, Career and Technical Education, Fine arts, Humanities, Advanced Placement(AP), or International Baccalaureate (IB)</i>	<i>11, 12</i>		<i>Male, Female</i>
A01	Applicant	Williamson County Schools	Public	Brentwood High School	Middle	AP/IB	11	4.417	Male
E00551434	Participant	Hickman County Schools	Public	East Hickman High School	Middle	Fine Arts - AP/IB	12	3.78	Female
E00551433	Participant	Metro-Nashville Public Schools	Public	John Overton High School	Middle	Therapeutic Clinical Sciences- Math & Science	12	3.84	Female
E00515284	Participant	Rutherford County Schools	Public	Central Magnet High School	Middle	BioMed- AP/IB	12	4	Female
A02	Applicant	Roman Catholic Diocese of Knoxville	Private	Notre Dame High School	East	AP/IB - Fine Arts	11	98.69	Female
A03	Applicant	Collierville County Schools	Public	Collierville High School	West	Science & Math- AP/IB	12	4.34	Female


A04	Applicant	Arlington Community Schools	Public	Arlington High School	West	STEM	12	3.8235	Male
E00561977	Participant	Rhea County Schools	Public	Rhea County High School	East	Fine Arts	11	4.5	Male
A05	Applicant	Independent	Public	University School of Jackson	West	Science & Math	11	4.65	Female
A06	Applicant	Metro-Nashville Public Schools	Public	Martin Luther King Magnet High School	Middle	Science & Math - AP/IB	12	4.32	Female
A07	Applicant	Wilson County Schools	Public	Wilson Central High School	Middle	Health Science	11	4.333	Female
A08	Applicant	Hamilton County Schools	Public	Chattanooga School for the Arts and Sciences	East	Science - Liberal Arts	11	4	Male
A09	Applicant	Collierville County Schools	Public	Collierville High School	West	AP/IB	12	4.667	Male
A10	Applicant	Hamilton County Schools	Public	Chattanooga School for the Arts and Sciences	East	Science - Liberal Arts	11	3.909	Male
A11	Applicant	Arlington Community Schools	Public	Arlington High School	West	Liberal Arts -	12	96.7059	Male
A12	Applicant	Private School	Public	Knoxville Catholic High School	East	Science & Math-Humanities- Fine Arts-AP/IB	11	4.44	Female
E00563763	Participant	Sevier County Schools	Public	Northview Academy	East	Science & Math	11	4	Female
A13	Applicant	Rutherford County Schools	Public	Oakland High School	Middle	AP/IB	12	4	Female
A14	Applicant	Morgan County Schools	Public	Coalfield School	East	Science & Math	11	4	Female
A15	Applicant	Rutherford County Schools	Privat	Stewart's Creek High School	Middle	None Listed	11	4	Female
A16	Applicant	Claiborne County Schools	Public	Claiborne High School	East	Science & Math	12	4	Female
A17	Applicant	Williamson County Schools	Public	Brentwood High School	Middle	Science & Math	12	4.268	Female
A18	Applicant	Rutherford County Schools	Public	Siegel High School	Middle	AP/IB	12	4	Female
A19	Applicant	Knox County Schools	Public	Knoxville Christian School	East	Science & Math	11	3.8	Female
A20	Applicant	Knox County Schools	Public	Farragut High School	East	Science & Math - AP/IB	11	3.9	Male
A21	Applicant	Dyersburg City School District	Public	Dyersburg High School	West	AP/IB	12	3.919	Male
E00563771	Participant	Monroe County Schools	Public	Sequoyah High School	East	Science & Math	11	4.2	Male
A22	Applicant	Hamilton County Schools	Public	East Ridge High School	East	None Listed	12	3.842	Female
A23	Applicant	Shelby County Schools	Public	White Station High School	West	AP/IB	12	4.62	Female
A24	Applicant	Sumner County Schools	Public	Merrol Hyde Magnet School	Middle	None Listed	11	4	Female
A25	Applicant	Knox County Schools	Public	Knoxville Catholic High School	East	Science & Math-Humanities- Fine Arts-AP/IB	12	4.34	Male


A26	Applicant	Sumner County Schools	Public	Gallatin High School	Middle	Health Science	11	4	Female
A27	Applicant	Sumner County Schools	Public	Merrol Hyde Magnet School	Middle	None Listed	11	4	Female
E00563776	Participant	Shelby County Schools	Private	St. George's Independent School	West	Science & Math	11	3.83	Female
A28	Applicant	Williamson County Schools	Public	Brentwood High School	Middle	Science & Math- AP/IB	11	4.429	Male
A29	Applicant	Sullivan County Schools	Public	Sullivan North High School	East	Fine Arts	11	3.8889	Female
E00563787	Participant	Roman Catholic Diocese of Knoxville	Private	Notre Dame High School	East	None Listed	12	97.53	Male
A30	Applicant	Williamson County Schools	Public	Fairview High School	Middle	Humanities- AP/IB	12	4.286	Male
A31	Applicant	Rutherford County Schools	Public	Smyrna High School	Middle	Science & Math	12	4	Female
A32	Applicant	Independent	Public	Lausanne Collegiate School	West	AP/IB	11	4.214	Female
E00563757	Participant	Knox County Schools	Private	Concord Christian School	East	None Listed	11	4.1	Female
A33	Applicant	Rutherford County Schools	Public	Riverdale High School	Middle	Information Technology	12	3.9643	Male
A34	Applicant	Sumner County Schools	Public	Portland High School	Middle	Humanities	12	4	Female
A35	Applicant	Shelby County Schools	Public	White Station High School	West	AP/IB	11	4.45	Female
E00563759	Participant	Claiborne County Schools	Public	Cumberland Gap High School	East	Science & Math	12	4	Female
A36	Applicant	Putman County Schools	Public	Upperman High School	Middle	AP/IB	12	4.66	Female
A37	Applicant	Rutherford County Schools	Public	Riverdale High School	Middle	Agriculture	11	4	Female
A38	Applicant	Rutherford County Schools	Public	Eagleview School	Middle	Agriculture - AP/IB	12	4	Female
A39	Applicant	Hamilton County Schools	Public	Central High School	East	AP/IB	11	4	Female
E00563761	Participant	Metro-Nashville Public Schools	Public	Hume-Fogg Academic Magnet High School	Middle	AP/IB	12	3.54	Female
A40	Applicant	Claiborne County Schools	Public	Cumberland Gap High School	East	Science & Math	11	4	Female
E00563769	Participant	Hamilton County Schools	Public	Chattanooga Girls Leadership Academy	East	STEM- Science & Math	12	3.875	Female
A41	Applicant	Independent	Public	Lausanne Collegiate School	West	AP/IB	11	4.357	Female
E00529765	Participant	Johnson City School District	Public	Science Hill High School	East	Science & Math	12	3.73	Male
A42	Applicant	Independent	Public	University School of Jackson	West	None Listed	11	4.63	Female
A43	Applicant	Bristol TN City Schools	Public	Bristol TN High School	East	Science & Math	11	4	Female


E00563784	Participant	Fayette County Schools	Private	St. George's Independent School	West	Science & Math	11	4.68	Male
A44	Applicant	Williamson County Schools	Public	Ravenwood High School	Middle	AP/IB	12	4.37	Male
A45	Applicant	Williamson County Schools	Private	University School of Nashville	Middle	None Listed	11	4	Female
E00553887	Participant	Germantown Municipal School District	Public	Houston High School	West	Health Sciences	12	4	Female
A46	Applicant	Hamilton County Schools	Public	Hixson High School	East	AP/IB	11	3.92	Female
A47	Applicant	Rutherford County Schools	Public	LaVergne High School	Middle	Science & Math	11	3.867	Female
A48	Applicant	Sevier County Schools	Public	Seymour High School	East	Fine Arts	11	3.75	Male
A49	Applicant	Collierville County Schools	Public	Collierville High School	West	Science & Math	11	4.44	Female
E00563796	Participant	Hamilton County Schools	Public	Chattanooga School for the Arts & Sciences	East	Liberal Arts & Sciences	11	4	Male
A50	Applicant	Diocese of Knoxville	Public	Knoxville Catholic High School	East	AP/IB	11	4.36	Female
A51	Applicant	Cocke County Schools	Public	Cosby High School	East	Science & Math	12	3.844	Female
E00563801	Participant	Hamilton County Schools	Public	Chattanooga School for the Arts and Sciences	East	Liberal Arts & Sciences	11	99.4	Male
A52	Applicant	Sumner County Schools	Public	Merrol Hyde Magnet School	Middle	None Listed	11	3.87	Male
A53	Applicant	Johnson City School District	Public	Science Hill High School	East	AP/IB	12	3.25	Male
A54	Applicant	Montgomery County Schools	Public	Northeast High School	Middle	Architecture & Construction	11	3	Male
A55	Applicant	Collierville County Schools	Public	Collierville High School	West	Science & Math	11	4.5	Female
A56	Applicant	Germantown Municipal School District	Public	Houston High School	West	None Listed	11	4	Female
A57	Applicant	Hamblen County Schools	Public	East High School	East	Science & Math - AP/IB	11	4.2424	Male
A58	Applicant	Shelby County Schools	Public	Germantown High School	West	Science & Math	11	3.9118	Male
A59	Applicant	Hamilton County Schools	Public	McCallie School	East	None Listed	11	4.3	Male
A60	Applicant	Williamson County Schools	Public	Ravenwood High School	Middle	AP/IB	11	4.5	Female
A61	Applicant	Davidson County Schools	Public	Franklin Road Academy	Middle	None Listed	12	4.4	Female
E00563803	Participant	Jackson-Madison County Schools	Public	Madison Academic High School	West	Science & Math - Humanities	12	3.93	Female
A62	Applicant	Williamson County Schools	Public	Brentwood High School	Middle	Science & Math- AP/IB	12	4.536	Male
A63	Applicant	Rutherford County Schools	Public	Siegel High School	Middle	Health Science	12	3.8214	Female


A64	Applicant	Rutherford County Schools	Public	Siegel High School	Middle	Health Science	12	3.5714	Female
A65	Applicant	Rutherford County Schools	Public	Siegel High School	Middle	AP/IB	12	3.9259	Female
A66	Applicant	Davidson County Schools	Public	The Harpeth Hall School	Middle	None Listed	11	4.27	Female
E00564124	Participant	Rutherford County Schools	Public	Siegel High School	Middle	AP/IB	12	4	Male
A67	Applicant	Hamilton County Schools	Public	Girls Preparatory School	East	Science & Math- Humanities- Fine Arts- AP/IB	12	4.09	Female
E00556820	Participant	Hamilton County Schools	Public	Chattanooga School for the Arts & Sciences	East	Liberal Arts & Sciences	12	4	Female
E00564134	Participant	Rutherford County Schools	Public	Siegel High School	Middle	Science & Math	12	4	Male
A68	Applicant	Knox County Schools	Public	Bearden High School	East	AP/IB	12	4.25	Female
A69	Applicant	Knox County Schools	Public	Bearden High School	East	AP/IB	11	4.35	Female
A70	Applicant	Jackson-Madison County Schools	Private	Augustine School	West	Science & Math - Humanities- AP/IB	12	3.87	Female
A71	Applicant	Knox County Schools	Public	Bearden High School	East	Fine Arts - AP/IB	11	4	Female
A72	Applicant	Independent	Public	University School of Jackson	West	None Listed	11	4.63	Female
E00561982	Participant	Private School	Private	Providence Academy	East	None Listed	12	4	Female
A73	Applicant	Williamson County Schools	Public	Page High School	Middle	AP/IB	12	4.31	Male
A74	Applicant	Williamson County Schools	Public	Independence High School	Middle	AP/IB	12	4.33	Female
A75	Applicant	Shelby County Schools	Public	Collierville High School	West	Science & Math	12	4.53	Male
A76	Applicant	Jackson-Madison County Schools	Public	Madison Academic High School	West	Humanities	12	3.87	Female
E00529738	Participant	Johnson City School District	Public	Science Hill High School	East	AP/IB	12	3.875	Female
A77	Applicant	Knox County Schools	Public	Farragut High School	East	Science & Math- AP/IB	11	4.45	Male
A78	Applicant	Wilson County Schools	Public	Wilson Central High School	Middle	Health Science - Science & Math	11	4.313	Female
A79	Applicant	Knox County Schools	Public	Farragut High School	East	Science & Math- AP/IB	11	4.41	Male
A80	Applicant	Bradley County Schools	Public	Cleveland High School	East	None Listed	12	4	Female
A81	Applicant	Hamilton County Schools	Public	Girls Preparatory School	East	None Listed	11	4.046	Female
A82	Applicant	Tipton-Rosemark Academy	Private	Tipton-Rosemark Academy	West	Fine Arts	11	4	Female
A83	Applicant	Diocese of Knoxville	Public	Knoxville Catholic High School	East	None Listed	11	4.13	Female


A84	Applicant	Maury County Schools	Public	Columbia Central High School	Middle	JROTC Program	12	3.8	Female
A85	Applicant	Williamson County Schools	Public	Ravenwood High School	Middle	None Listed	11	4.5	Female
A86	Applicant	Knox County Schools	Public	Bearden High School	East	Science & Math- AP/IB	12	4.42	Female
E00564122	Participant	Hamilton County Schools	Public	Collegiate High School at Chattanooga State	East	Other: Dual Enrollment	11	4	Female
A87	Applicant	Hamilton County Schools	Public	Chattanooga School for the Arts and Sciences	East	Liberal Arts - Sciences	11	99.8	Male
A88	Applicant	Anderson County Schools	Public	Oak Ridge High School	East	Science & Math- AP/IB	11	4.583	Male
A89	Applicant	Knox County Schools	Public	West High School	East	AP/IB	11	4	Female
A90	Applicant	Bedford County Schools	Public	Cascade High School	Middle	STEM - Science & Math	11	4	Male
A91	Applicant	Rhea County Schools	Public	Rhea County High School	East	Science & Math	11	4	Female
E00555896	Participant	Hamblen County Schools	Public	Morristown-Hamblen High School West	East	AP/IB	12	4.34	Female
A92	Applicant	Rhea County Schools	Public	Rhea County High School	East	Science & Math	11	4	Male
E00564138	Participant	Shelby County Schools	Public	White Station High School	West	AP/IB	12	4.48	Female
A93	Applicant	Williamson County Schools	Public	Ravenwood High School	Middle	AP/IB	12	4.654	Female
A94	Applicant	Williamson County Schools	Public	Fairview High School	Middle	Health Science- Science & Math	11	4	Female
A95	Applicant	Williamson County Schools	Public	Ravenwood High School	Middle	AP/IB	12	4.542	Male
A96	Applicant	Haywood County Schools	Public	Haywood High School	West	Science & Math	11	3.875	Male
A97	Applicant	Rutherford County Schools	Public	Central Magnet High School	Middle	AP/IB	12	4	Male
A98	Applicant	Johnson County Schools	Public	Johnson County High School	East	AP/IB	12	4	Female
A99	Applicant	Sevier County Schools	Public	Seymour High School	East	Emerging Technology	12	4	Male
A100	Applicant	Montgomery County Schools	Public	Rossvie High School	Middle	Other: Academic	12	4	Female
A101	Applicant	Sevier County Schools	Private	Northview Academy	East	Science & Math	11	4	Female
A102	Applicant	Rutherford County Schools	Public	LaVergne High School	Middle	Fine Arts	12	4	Female
A103	Applicant	Knox County Schools	Public	Farragut High School	East	Science & Math- AP/IB	11	4.41	Female
E00564142	Participant	Williamson County Schools	Public	Brentwood High School	Middle	AP/IB	12	4.458	Female
A104	Applicant	Knox County Schools	Private	Concord Christian School	East	None Listed	12	4	Female
A105	Applicant	Dyer County Schools	Public	Dyer County High School	West	Science & Math	11	4	Female




















Select each student's ethnicity using the drop down menu.

Indicate the total number of postsecondary credits earned for each participant. Insert n/a for applicants.

List "ED" in this column for students who are included in this group. If information is not known or does not apply, leave blank.
Tennessee defines the subgroup *economically disadvantaged students* as "all students who are directly certified to receive free lunch without the need to complete the household application. Homeless, runaway, and migrant children and children from households that receive benefits under the Supplemental Nutrition Assistance Program (SNAP), Temporary Assistance for Needy Families (TANF), or the Food Distribution Program on Indian Reservations (FDPIR) are deemed "categorically eligible" for free school meals and are directly certified."

List "EL" in this column for students who are included in this group.. If information is not known or does not apply, leave blank.
Tennessee defines the subgroup *English learners* as "all students who are identified based on the state's EL entrance screener and have not achieved the state's exit criteria, as outlined in the Title III section of the ESSA state plan. The EL subgroup will also include recently exited EL students for the first four years after they exit."

List "SWD" in this column for students who are included in this group. If information is not known or does not apply, leave blank.
Tennessee defines the subgroup *children with disabilities*, known as students with disabilities, as "students with a federally-recognized disability, including autism; speech or language impairments; deaf-blindness; emotional disturbance; hearing impairments; deafness; intellectual disability; orthopedic impairments; other health impairment; specific learning disabilities; traumatic brain injuries; developmental delay; multiple disabilities; or visual impairments, including blindness."

If your program is broken down into tracts, focus areas, units, research groups, etc., please identify here. Insert n/a for applicants.

Ethnicity**	Postsecondary credits earned	Economically Disadvantaged (ED)**	English Learners (EL)**	Students with Disabilities (SWD)	Governor's School area of study, where applicable
Native American, Asian, Hispanic or Latino, Black or African American, White, Other, Not Reported	All thirty (30) students who attended and completed the 2017 Governor's School earned seven (7) college credits.	We do not collect this data. If it were to be on the 2018 Governor's School In Integration of Biological and Statistical Sciences application I would be more than happy to include the data for 2018.	All thirty (30) students who participated in the 2017 GS SM&DA were English speakers.	There were no reported students with disabilities.	Governor's School for Scientific Models and Data Analysis is not broken down into any particular areas.
White					
White	7				
Black or African American	7				
Asian	7				
White					
Asian					

White					
White	7				
Asian					
Asian					
Other					
Asian					
White					
Asian					
Asian					
White					
White	7				
White					
White					
Hispanic or Latino					
White					
Asian					
White					
Asian					
Asian					
White					
White	7				
Asian					
Asian					
White					
White					

Asian					
White					
Black or African American	7				
Asian					
White					
White	7				
White					
White					
Asian					
White	7				
White					
White					
Asian					
White	7				
White					
White					
White					
Asian					
White	7				
White					
Black or African American	7				
Asian					
Hispanic or Latino	7				
Asian					
White					

White	7				
Asian					
Other					
White	7				
Other					
White					
White					
Asian					
Asian	7				
White					
White					
White	7				
Asian					
Black or African American					
Other					
Asian					
Asian					
White					
Asian					
Asian					
Asian					
White					
White	7				
White					
Black or African American					

Black or African American					
White					
Other					
White	7				
Asian					
Asian	7				
White	7				
Asian					
Asian					
White					
Asian					
Black or African American					
White	7				
Black or African American					
White					
Asian					
White					
Asian	7				
Asian					
Asian					
Asian					
Asian					
Asian					
White					
Other					

White					
White					
White					
Other	7				
Asian					
Asian					
White					
White					
Hispanic or Latino					
White	7				
White					
Asian	7				
Asian					
White					
Asian					
White					
White					
White					
White					
Asian					
White					
White					
Asian					
Asian	7				
Asian					
White					



