

ACADEMIC TECHNOLOGY SUPPORT



Grades

Student Quick Start Guide



eLEARNING

ats@etsu.edu | 439-8611

www.etsu.edu/ats





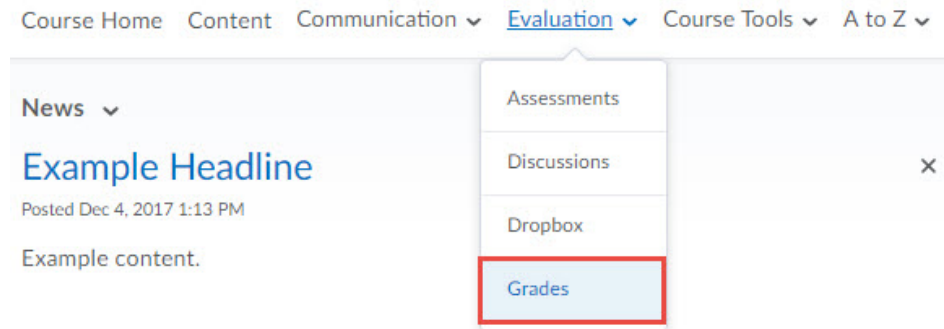
Table of Contents:

Accessing Grades.....	1
Viewing Your Grades.....	1
Viewing Grade Statistics.....	2
Viewing Your Final Grade Calculation.....	3



Accessing Grades

To access your **Grades** in D2L, click on the **Evaluation** link group located in the top navigation bar and select **Grades** from the drop-down menu.



Use the grade tool to check your grades and feedback your instructor chooses to display. You can see your individual grades and comments as well as class averages, should your instructor choose to display those items. Only you and your instructor can view your grades; other students cannot see your grades.

Viewing Your Grades

Note that your Grades screen may not include every column shown in this documentation. Your instructor controls the items you see in your grade book.

The screenshot shows the 'Grades' screen with a 'Print' icon in the top right corner. Below the title, there is an 'Add to ePortfolio' button. The 'Final Adjusted Grade' is displayed as '90 / 100' with a progress bar, and the 'Grade' is '90%'. Below this is a table with the following data:

Grade Item	Points	Weight Achieved	Grade	Comments and Assessments
Training		10 / 10		
Discussion Board Example	10 / 10	0 / 0	100%	
Dropbox Example	100 / 100	0 / 0	100%	[Assessment details]
Training Quiz 2	10 / 10	3.33 / 3.33	100%	
Training Quiz 3	10 / 10	3.33 / 3.33	100%	Individual Feedback Great work!
Training Quiz 4	10 / 10	3.33 / 3.33	100%	
Quiz 1	10 / 10	10 / 10	100%	
Training		9 / 10		
Discussion Board Example	10 / 10	0 / 0	100%	
Dropbox Example	95 / 100	0 / 0	95%	
Training Quiz 2	10 / 10	3.33 / 3.33	100%	

- **Grade Item** - The name of the graded assignment
- **Points** - Your score on the graded assignment out of the total points possible
- **Weight Achieved** - Determined by the points earned and how much the graded assignment is worth in respect to the grade category or Final Grade.
- **Grade** - The grade earned on the assignment displayed as a percentage.

Viewing Grade Statistics

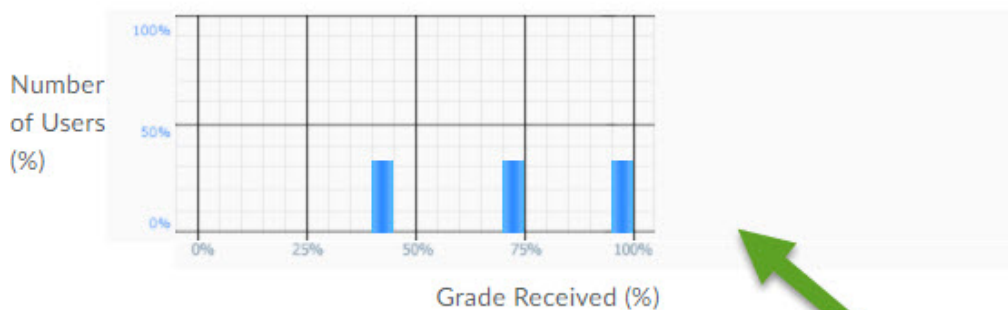
Your instructor may make grade statistic available to you. Grade statistics show summary-level information on class performance on a graded item. Information on the class average and grade distribution may be available to you. To access this information, click on the graph icon to the right of a grade item or category.

Statistics: Discussion Board Example

Class Average




Grade Distribution



Close

Training

Discussion Board Example 

A green arrow points from the graph icon in the 'Discussion Board Example' box to the 'Grade Distribution' chart above.

Viewing Your Final Grade Calculation

Your instructor may make your final grade calculation available to you. This information displays the steps D2L took in order to calculate your final grade. To access this information, click on the calculator icon.

Final Grade Calculation Formula

Note: Only items that contribute to the calculated grade are displayed.

Grade Item	Weight Achieved
Quiz 1	10 / 10
dropbox item	8 / 10
DB - Rubric	9.5 / 10
DB - bulk	9.5 / 10
db1	8 / 10
Homework assignment one	7 / 10
Selectbox Example	9.3 / 10
PassFail Example	10 / 10
<i>Calculated Final Grade</i>	90.3 / 100

Close