

Please print this page and place in the front driver's side of your dashboard.

This will help our staff direct you to the appropriate drop-off location for your hall. Please fill out the information below so we can locate you should our staff need to do so.

Last Name

Room Number


Phone Number

**PW
POWELL**







**EAST TENNESSEE STATE
UNIVERSITY**

Housing and Residence Life

 Staple or Tape Here	Powell Room No. <input type="text"/> LAST NAME _____ PHONE NUMBER _____	FOLD HERE	Room No. <input type="text"/> LAST NAME _____ PHONE NUMBER _____	Staple or Tape Here
	Powell Room No. <input type="text"/> LAST NAME _____ PHONE NUMBER _____	FOLD HERE	Powell Room No. <input type="text"/> LAST NAME _____ PHONE NUMBER _____	

LUGGAGE TAGS

To use the labels above, cut along the solid lines into horizontal strips. Fold a strip in half along the middle crease. Align the "Staple Here" sides and adhere together around a handle or strap.

Room No. <input type="text"/> LAST NAME _____ PHONE NUMBER _____ Powell 	Room No. <input type="text"/> LAST NAME _____ PHONE NUMBER _____ Powell 
Room No. <input type="text"/> LAST NAME _____ PHONE NUMBER _____ Powell 	Room No. <input type="text"/> LAST NAME _____ PHONE NUMBER _____ Powell 

BOX LABELS

The box labels to the left are meant to be taped to surfaces with a flat edge.