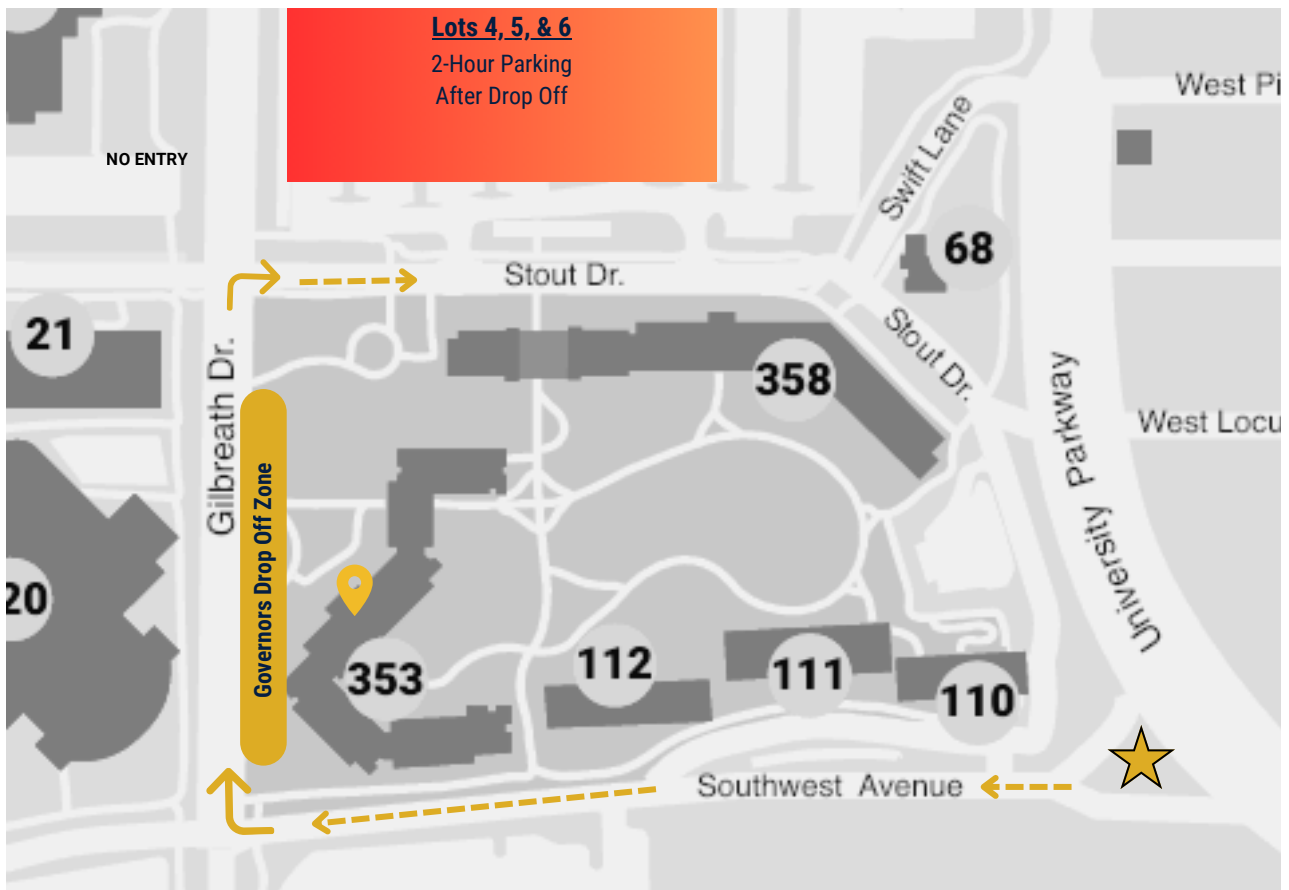


GOVERNORS HALL

WELCOME TO CAMPUS!

Please note that many normal traffic operations on campus may be altered for move-in day. Please use the directions below when navigating to campus on this day, and follow the **Gold** signs to Governors Hall drop-off.







NAVIGATING TO CAMPUS

Enter Johnson City via Exit 24 then once to campus:

- Enter from University Parkway onto Southwest Avenue
- Follow Signage/Guidance

MAP LEGEND

-  Enter Campus Here
-  Gold Move-In Route
-  Drop-Off Zones
-  Parking

Please print this page and place in the front driver's side of your dashboard.

This will help our staff direct you to the appropriate drop-off location for your hall. Please fill out the information below so we can locate you should our staff need to do so.

Last Name

Room Number

Phone Number

GOV GOVERNORS



EAST TENNESSEE STATE
UNIVERSITY

Housing and Residence Life

Staple or Tape Here	Governors	FOLD HERE	Governors	Staple or Tape Here
	Room No. <input style="width: 100%; height: 30px;" type="text"/> LAST NAME _____ PHONE NUMBER _____		Room No. <input style="width: 100%; height: 30px;" type="text"/> LAST NAME _____ PHONE NUMBER _____	
Staple or Tape Here	Governors	FOLD HERE	Governors	Staple or Tape Here
	Room No. <input style="width: 100%; height: 30px;" type="text"/> LAST NAME _____ PHONE NUMBER _____		Room No. <input style="width: 100%; height: 30px;" type="text"/> LAST NAME _____ PHONE NUMBER _____	

LUGGAGE TAGS

To use the labels above, cut along the solid lines into horizontal strips. Fold a strip in half along the middle crease. Align the "Staple Here" sides and adhere together around a handle or strap.

Room No. <input style="width: 100%; height: 30px;" type="text"/> LAST NAME _____ PHONE NUMBER _____ Governors <div style="background-color: #c49a3d; width: 100%; height: 20px;"></div>	Room No. <input style="width: 100%; height: 30px;" type="text"/> LAST NAME _____ PHONE NUMBER _____ Governors <div style="background-color: #c49a3d; width: 100%; height: 20px;"></div>
Room No. <input style="width: 100%; height: 30px;" type="text"/> LAST NAME _____ PHONE NUMBER _____ Governors <div style="background-color: #c49a3d; width: 100%; height: 20px;"></div>	Room No. <input style="width: 100%; height: 30px;" type="text"/> LAST NAME _____ PHONE NUMBER _____ Governors <div style="background-color: #c49a3d; width: 100%; height: 20px;"></div>

BOX LABELS

The box labels to the left are meant to be taped to surfaces with a flat edge.