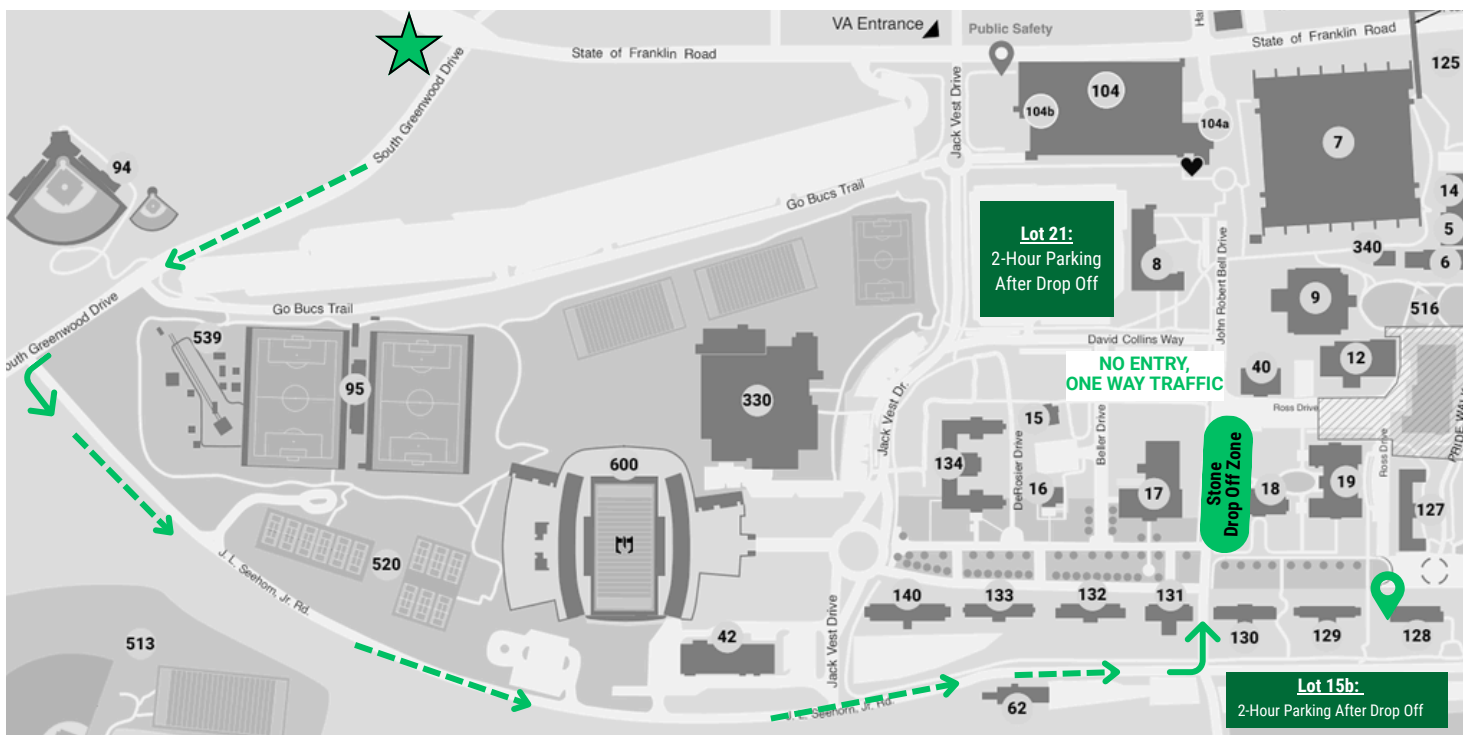


STONE HALL

WELCOME TO CAMPUS!

Please note that many normal traffic operations on campus may be altered for move-in day. Please use the directions below when navigating to campus on this day, and follow the **Green** signs to Stone Hall drop-off.







NAVIGATING TO CAMPUS

Enter Johnson City via Exit 19, then once to campus:

- Enter from State of Franklin Rd onto South Greenwood Dr
- Take a left onto JL Seehorn Rd
- Follow Signage/Guidance

MAP LEGEND

-  Enter Campus Here
-  Green Move-In Route
-  Drop-Off Zones
-  Parking

Please print this page and place in the front driver's side of your dashboard.

This will help our staff direct you to the appropriate drop-off location for your hall. Please fill out the information below so we can locate you should our staff need to do so.

Last Name

Room Number

Phone Number

STONE



EAST TENNESSEE STATE
UNIVERSITY

Housing and Residence Life

| | | | |
|--------------------------------------|---|--|---------------------|
| Scissors icon Staple or Tape Here | Stone Room No. _____ LAST NAME _____ PHONE NUMBER _____ | FOLD HERE Room No. _____ LAST NAME _____ PHONE NUMBER _____ | Staple or Tape Here |
| | Stone Room No. _____ LAST NAME _____ PHONE NUMBER _____ | FOLD HERE Room No. _____ LAST NAME _____ PHONE NUMBER _____ | |

LUGGAGE TAGS

To use the labels above, cut along the solid lines into horizontal strips. Fold a strip in half along the middle crease. Align the "Staple Here" sides and adhere together around a handle or strap.

| | |
|--|---|
| Scissors icon Room No. _____ LAST NAME _____ PHONE NUMBER _____ Stone | Room No. _____ LAST NAME _____ PHONE NUMBER _____ Stone |
| Room No. _____ LAST NAME _____ PHONE NUMBER _____ Stone | Room No. _____ LAST NAME _____ PHONE NUMBER _____ Stone |

BOX LABELS

The box labels to the left are meant to be taped to surfaces with a flat edge.